

FORM NO. MGT-7

[Pursuant to sub-Section(1) of section 92 of the Companies Act, 2013 and sub-rule (1) of rule 11of the Companies (Management and Administration) Rules, 2014]



सत्यमेव जयते

Annual Return (other than OPCs and Small Companies)

Form language ☒ English ☐ Hindi

Refer the instruction kit for filing the form.

I. REGISTRATION AND OTHER DETAILS

(i) * Corporate Identification Number (CIN) of the company

L67200MH2000PLC129408

Pre-fill

Global Location Number (GLN) of the company

* Permanent Account Number (PAN) of the company

AAACI7904G

(ii) (a) Name of the company

ICICI LOMBARD GENERAL INSU

(b) Registered office address

ICICI Lombard House, 414, Veer Savarkar Marg Near Siddhivinayak Temple, Prabhadevi
Mumbai, Mumbai City
Maharashtra
400025

(c) *e-mail ID of the company

vikas.mehra@icicilombard.com

(d) *Telephone number with STD code

02261961100

(e) Website

www.icicilombard.com

(iii) Date of Incorporation

30/10/2000

(iv)	Type of the Company	Category of the Company	Sub-category of the Company
	Public Company	Company limited by shares	Indian Non-Government company

(v) Whether company is having share capital

☒ Yes

☐ No

(vi) *Whether shares listed on recognized Stock Exchange(s)

☒ Yes

☐ No

(a) Details of stock exchanges where shares are listed

S. No.	Stock Exchange Name	Code
1	BSE Limited	1
2	National Stock Exchange of India Limited	1,024

(b) CIN of the Registrar and Transfer Agent

L72400TG2017PLC117649

Pre-fill

Name of the Registrar and Transfer Agent

KFIN TECHNOLOGIES LIMITED

Registered office address of the Registrar and Transfer Agents

Selenium Tower B, Plot No- 31 & 32, Financial District, Nanakramguda, Serilingampally Mandal,
Hyderabad - 500032, Telangana

(vii) *Financial year From date 01/04/2022 (DD/MM/YYYY) To date 31/03/2023 (DD/MM/YYYY)

(viii) *Whether Annual general meeting (AGM) held ☐ Yes ☒ No

(a) If yes, date of AGM

(b) Due date of AGM

31/08/2023

(c) Whether any extension for AGM granted

☐ Yes ☒ No

(f) Specify the reasons for not holding the same

AGM is scheduled to be held on July 6, 2023

II. PRINCIPAL BUSINESS ACTIVITIES OF THE COMPANY

*Number of business activities

1

S.No	Main Activity group code	Description of Main Activity group	Business Activity Code	Description of Business Activity	% of turnover of the company
1	K	Financial and insurance Service	K3	Life/Non-life Insurance and Reinsurance activities	100

III. PARTICULARS OF HOLDING, SUBSIDIARY AND ASSOCIATE COMPANIES (INCLUDING JOINT VENTURES)

*No. of Companies for which information is to be given

0

Pre-fill All

S.No	Name of the company	CIN / FCRN	Holding/ Subsidiary/Associate/ Joint Venture	% of shares held
1				

IV. SHARE CAPITAL, DEBENTURES AND OTHER SECURITIES OF THE COMPANY

(i) *SHARE CAPITAL

(a) Equity share capital

Particulars	Authorised capital	Issued capital	Subscribed capital	Paid up capital
Total number of equity shares	550,000,000	491,125,103	491,125,103	491,125,103
Total amount of equity shares (in Rupees)	5,500,000,000	4,911,251,030	4,911,251,030	4,911,251,030

Number of classes

1

Class of Shares	Authorised capital	Issued capital	Subscribed capital	Paid up capital
Equity Shares				
Number of equity shares	550,000,000	491,125,103	491,125,103	491,125,103
Nominal value per share (in rupees)	10	10	10	10
Total amount of equity shares (in rupees)	5,500,000,000	4,911,251,030	4,911,251,030	4,911,251,030

(b) Preference share capital

Particulars	Authorised capital	Issued capital	Subscribed capital	Paid-up capital
Total number of preference shares	0	0	0	0
Total amount of preference shares (in rupees)	0	0	0	0

Number of classes

0

Class of shares	Authorised capital	Issued capital	Subscribed capital	Paid up capital
Number of preference shares				
Nominal value per share (in rupees)				
Total amount of preference shares (in rupees)				

(c) Unclassified share capital

Particulars	Authorised Capital
Total amount of unclassified shares	0

(d) Break-up of paid-up share capital

Class of shares	Number of shares			Total nominal amount	Total Paid-up amount	Total premium
Equity shares	Physical	DEMAT	Total			
At the beginning of the year	11,897	490,879,531	490891428	4,908,914,2	4,908,914,	
		+		+	+	
Increase during the year	0	236,680	236680	2,366,800	2,366,800	200,708,883
i. Pubic Issues	0	0	0	0	0	0
ii. Rights issue	0	0	0	0	0	0
iii. Bonus issue	0	0	0	0	0	0
iv. Private Placement/ Preferential allotment	0	0	0	0	0	0
v. ESOPs	0	233,675	233675	2,336,750	2,336,750	200,708,883
						+
vi. Sweat equity shares allotted	0	0	0	0	0	0
vii. Conversion of Preference share	0	0	0	0	0	0
viii. Conversion of Debentures	0	0	0	0	0	0
ix. GDRs/ADRs	0	0	0	0	0	0
x. Others, specify		3,005	3005	30,050	30,050	
Conversion of Physical holding into Demat mode						
Decrease during the year	3,005	0	3005	30,050	30,050	0
i. Buy-back of shares	0	0	0	0	0	0
ii. Shares forfeited	0	0	0	0	0	0
iii. Reduction of share capital	0	0	0	0	0	0
iv. Others, specify	3,005		3005	30,050	30,050	
Conversion of Physical holding into Demat mode						
At the end of the year	8,892	491,116,211	491125103	4,911,251,0	4,911,251,	
Preference shares						
At the beginning of the year	0	0	0	0	0	
Increase during the year	0	0	0	0	0	0
i. Issues of shares	0	0	0	0	0	0
ii. Re-issue of forfeited shares	0	0	0	0	0	0

iii. Others, specify						
Decrease during the year	0	0	0	0	0	0
i. Redemption of shares	0	0	0	0	0	0
ii. Shares forfeited	0	0	0	0	0	0
iii. Reduction of share capital	0	0	0	0	0	0
iv. Others, specify						
At the end of the year	0	0	0	0	0	

ISIN of the equity shares of the company

INE765G01017

(ii) Details of stock split/consolidation during the year (for each class of shares)

0

Class of shares		(i)	(ii)	(iii)
Before split / Consolidation	Number of shares			
	Face value per share			
After split / Consolidation	Number of shares			
	Face value per share			

(iii) Details of shares/Debentures Transfers since closure date of last financial year (or in the case of the first return at any time since the incorporation of the company) *

☒ Nil

[Details being provided in a CD/Digital Media]

☐ Yes ☐ No ☐ Not Applicable

Separate sheet attached for details of transfers

☐ Yes ☐ No

Note: In case list of transfer exceeds 10, option for submission as a separate sheet attachment or submission in a CD/Digital Media may be shown.

Date of the previous annual general meeting

Date of registration of transfer (Date Month Year) <input type="text"/>			
Type of transfer	<input type="text"/>	1 - Equity, 2- Preference Shares,3 - Debentures, 4 - Stock	
Number of Shares/ Debentures/ Units Transferred	<input type="text"/>	Amount per Share/ Debenture/Unit (in Rs.)	<input type="text"/>
Ledger Folio of Transferor		<input type="text"/>	
Transferor's Name	<input type="text"/>	<input type="text"/>	<input type="text"/>
	Surname	middle name	first name
Ledger Folio of Transferee		<input type="text"/>	
Transferee's Name	<input type="text"/>	<input type="text"/>	<input type="text"/>
	Surname	middle name	first name

Date of registration of transfer (Date Month Year) <input type="text"/>			
Type of transfer	<input type="text"/>	1 - Equity, 2- Preference Shares,3 - Debentures, 4 - Stock	
Number of Shares/ Debentures/ Units Transferred	<input type="text"/>	Amount per Share/ Debenture/Unit (in Rs.)	<input type="text"/>
Ledger Folio of Transferor		<input type="text"/>	
Transferor's Name	<input type="text"/>	<input type="text"/>	<input type="text"/>
	Surname	middle name	first name
Ledger Folio of Transferee		<input type="text"/>	
Transferee's Name	<input type="text"/>	<input type="text"/>	<input type="text"/>
	Surname	middle name	first name

(iv) *Debtentures (Outstanding as at the end of financial year)

Particulars	Number of units	Nominal value per unit	Total value
Non-convertible debtentures	350	1000000	350,000,000
Partly convertible debtentures	0	0	0
Fully convertible debtentures	0	0	0
Total			350,000,000

Details of debtentures

Class of debtentures	Outstanding as at the beginning of the year	Increase during the year	Decrease during the year	Outstanding as at the end of the year
Non-convertible debtentures	2,550,000,000	0	2,200,000,000	350,000,000
Partly convertible debtentures	0	0	0	0
Fully convertible debtentures	0	0	0	0

(v) Securities (other than shares and debtentures)

0

Type of Securities	Number of Securities	Nominal Value of each Unit	Total Nominal Value	Paid up Value of each Unit	Total Paid up Value
Total					

V. *Turnover and net worth of the company (as defined in the Companies Act, 2013)

(i) Turnover

217,718,330,320

(ii) Net worth of the Company

103,922,655,496

VI. (a) *SHARE HOLDING PATTERN - Promoters

S. No.	Category	Equity		Preference	
		Number of shares	Percentage	Number of shares	Percentage
1.	Individual/Hindu Undivided Family				
	(i) Indian	0	0	0	
	(ii) Non-resident Indian (NRI)	0	0	0	
	(iii) Foreign national (other than NRI)	0	0	0	


2.	Government				
	(i) Central Government	0	0	0	
	(ii) State Government	0	0	0	
	(iii) Government companies	0	0	0	
3.	Insurance companies	0	0	0	
4.	Banks	235,843,806	48.02	0	
5.	Financial institutions	0	0	0	
6.	Foreign institutional investors	0	0	0	
7.	Mutual funds	0	0	0	
8.	Venture capital	0	0	0	
9.	Body corporate (not mentioned above)	0	0	0	
10.	Others	0	0	0	
	Total	235,843,806	48.02	0	0

Total number of shareholders (promoters)

1

(b) *SHARE HOLDING PATTERN - Public/Other than promoters

S. No.	Category	Equity		Preference	
		Number of shares	Percentage	Number of shares	Percentage
1.	Individual/Hindu Undivided Family				
	(i) Indian	31,637,383	6.44	0	
	(ii) Non-resident Indian (NRI)	2,805,774	0.57	0	
	(iii) Foreign national (other than NRI)	0	0	0	
2.	Government				
	(i) Central Government	0	0	0	
	(ii) State Government	0	0	0	
	(iii) Government companies	0	0	0	
3.	Insurance companies	7,119,120	1.45	0	

4.	Banks	34	0	0	
5.	Financial institutions	0	0	0	
6.	Foreign institutional investors	112,205,694	22.85	0	
7.	Mutual funds	73,488,489	14.96	0	
8.	Venture capital	0	0	0	
9.	Body corporate (not mentioned above)	21,912,620	4.46	0	
10.	Others Alternate Investment Fund, 	6,112,183	1.24	0	
	Total	255,281,297	51.97	0	0

Total number of shareholders (other than promoters)























287,022

**Total number of shareholders (Promoters+Public/
Other than promoters)**

287,023

(c) *Details of Foreign institutional investors' (FIIs) holding shares of the company

607

Name of the FII	Address	Date of Incorporation	Country of Incorporation	Number of shares held	% of shares held
VANGUARD FUNDS PL 	HSBC SECURITIES SERVICES 11TH F 			900	0
ISHARES MSCI INDIA II 	HSBC SECURITIES SERVICES 11TH F 			7,567	0
SPARX ASIA ALTERNA 	HSBC SECURITIES SERVICES 11TH F 			39,310	0.01
STICHTING RABOBANK 	HSBC SECURITIES SERVICES 11TH F 			27,108	0.01
AVIVA INVESTORS FUND 	HSBC SECURITIES SERVICES 11TH F 			1,119	0
NN (L) EMERGING MARKETS 	80 route d'Esch			20,299	0
MORGAN STANLEY PRIVATE 	2000 WESTCHESTER AVENUE PURCHASE 			6,160	0
VANGUARD EMERGING MARKETS 	70 SIR JOHN ROGERSON'S QUAY DUBLIN 			438,356	0.09
VANGUARD FUNDS PL 	70 SIR JOHN ROGERSON'S QUAY DUBLIN 			97,773	0.02
VANGUARD FUNDS PL 	70 SIR JOHN ROGERSON'S QUAY DUBLIN 			69,182	0.01
PICTET CH INSTITUTION 	ROUTE DES ACACIAS 60			138,072	0.03
FUNDPARTNER SOLUTIONS 	ROUTE DES ACACIAS 60			26,394	0.01
PICTET - EMERGING MARKETS 	15 AVENUE J F KENNEDY			19,526	0

Name of the FII	Address	Date of Incorporation	Country of Incorporation	Number of shares held	% of shares held
AL MEHWAR COMMEF +	AL BAHR TOWERS SHEIKHZAYED B +			1,040,807	0.21
AL MEHWAR COMMEF +	AL BAHR TOWERS SHEIKH ZAYED I +			188,538	0.04
CAISSE DE DEPOT ET F +	1000 PLACE JEAN- PAUL- RIOPELLI +			57,109	0.01
CAISSE DE DEPOT ET F +	1000 PLACE JEAN-PAUL-RIOPELLE +			71,301	0.01
CAISSE DE DEPOT ET F +	1000 PLACE JEAN- PAUL- RIOPELLI +			294,358	0.06
CAISSE DE DEPOT ET F +	1000 PLACE JEAN- PAUL- RIOPELEI +			429,655	0.09
CANADA PENSION PL +	ONE QUEEN STREET EAST SUITE 25 +			124,400	0.03
SPDR MSCI ACWI EX-L +	ONE LINCOLN STREET BOSTON MA +			23,017	0
DOVETAIL INDIA FUNI +	4th Floor 19 Bank Street Cybercity +			3,250	0
THE NOMURA TRUST / +	2-2-2 OTEMACHI CHIYODA KU TO +			23,350	0
JOHN HANCOCK FUNI +	601 Congress Street Boston MA 0 +			43,908	0.01
SPARTAN GROUP TRU +	100 SUMMER STREET 12th FLOOR +			2,017	0

VII. *NUMBER OF PROMOTERS, MEMBERS, DEBENTURE HOLDERS
(Details, Promoters, Members (other than promoters), Debenture holders)

Details	At the beginning of the year	At the end of the year
Promoters	1	1
Members (other than promoters)	287,700	287,022
Debenture holders	3	1

VIII. DETAILS OF DIRECTORS AND KEY MANAGERIAL PERSONNEL



(A) *Composition of Board of Directors

Category	Number of directors at the beginning of the year		Number of directors at the end of the year		Percentage of shares held by directors as at the end of year	
	Executive	Non-executive	Executive	Non-executive	Executive	Non-executive
A. Promoter	0	0	0	0	0	0
B. Non-Promoter	3	8	3	8	0.2	0
(i) Non-Independent	3	2	3	2	0.2	0

(ii) Independent	0	6	0	6	0	0
C. Nominee Directors representing	0	0	0	0	0	0
(i) Banks & FIs	0	0	0	0	0	0
(ii) Investing institutions	0	0	0	0	0	0
(iii) Government	0	0	0	0	0	0
(iv) Small share holders	0	0	0	0	0	0
(v) Others	0	0	0	0	0	0
Total	3	8	3	8	0.2	0

Number of Directors and Key managerial personnel (who is not director) as on the financial year end date 13

(B) (i) *Details of directors and Key managerial personnel as on the closure of financial year

Name	DIN/PAN	Designation	Number of equity share(s) held	Date of cessation (after closure of financial year : If any)
Lalita Dileep Gupte	00043559	Director	1,782	
Ved Prakash Chaturvedi 	00030839	Director	0	
Uday Madhav Chitale	00043268	Director	0	
Ashvin Dhirajlal Parekh	06559989	Director	0	
Suresh Murthukrishna K 	00494479	Director	0	
Murali Sivaraman	01461231	Director	0	
Rakesh Jha	00042075	Director	0	
Sandeep Batra	03620913	Director	0	
Bhargav Dasgupta	00047728	Managing Director	437,808	
Alok Kumar Agarwal	03434304	Whole-time director	558,000	
Sanjeev Mantri	07192264	Whole-time director	0	
Gopal Balachandran	ABQPB5092E	CFO	243,450	
Vikas Mehra	AAZPM3180C	Company Secretary	17,400	

(ii) Particulars of change in director(s) and Key managerial personnel during the year 3

Name	DIN/PAN	Designation at the beginning / during the financial year	Date of appointment/ change in designation/ cessation	Nature of change (Appointment/ Change in designation/ Cessation)
Vishakha Vivek Mulye	00203578	Director	20/05/2022	Cessation as Non-executive, Non-inc +
Rakesh Jha	00042075	Additional director	28/05/2022	Appointment as Additional, Non-exec +
Rakesh Jha	00042075	Director	05/08/2022	Change in Designation to Non-execu +

IX. MEETINGS OF MEMBERS/CLASS OF MEMBERS/BOARD/COMMITTEES OF THE BOARD OF DIRECTORS

A. MEMBERS/CLASS /REQUISITIONED/NCLT/COURT CONVENED MEETINGS

Number of meetings held

1

Type of meeting	Date of meeting	Total Number of Members entitled to attend meeting	Attendance	
			Number of members attended	% of total shareholding
Annual General Meeting	05/08/2022	302,359	79	52.51

B. BOARD MEETINGS

*Number of meetings held

7

S. No.	Date of meeting	Total Number of directors associated as on the date of meeting	Attendance	
			Number of directors attended	% of attendance
1	21/04/2022	11	11	100
2	28/05/2022	10	10	100
3	19/07/2022	11	11	100
4	19/09/2022	11	11	100
5	18/10/2022	11	11	100
6	17/01/2023	11	11	100
7	20/02/2023	11	11	100

C. COMMITTEE MEETINGS

Number of meetings held

34

S. No.	Type of meeting	Date of meeting	Total Number of Members as on the date of the meeting	Attendance	
				Number of members attended	% of attendance
1	Board Nomina	21/04/2022	4	4	100
2	Board Nomina	28/05/2022	4	4	100
3	Audit Committe	19/04/2022	5	5	100
4	Audit Committe	21/04/2022	5	5	100
5	Investment Co	19/04/2022	6	6	100
6	Investment Co	18/07/2022	6	6	100
7	Risk Managem	19/04/2022	7	7	100
8	Policyholders I	21/04/2022	5	5	100
9	Corporate Soc	19/04/2022	4	4	100
10	Stakeholders F	19/04/2022	4	4	100

D. *ATTENDANCE OF DIRECTORS

S. No.	Name of the director	Board Meetings			Committee Meetings			Whether attended AGM held on
		Number of Meetings which director was entitled to attend	Number of Meetings attended	% of attendance	Number of Meetings which director was entitled to attend	Number of Meetings attended	% of attendance	
								(Y/N/NA)
1	Lalita Dileep G	7	7	100	18	18	100	
2	Ved Prakash C	7	7	100	15	15	100	
3	Uday Madhav	7	7	100	25	25	100	
4	Ashvin Dhirajk	7	7	100	22	22	100	
5	Suresh Murthu	7	7	100	13	13	100	
6	Murali Sivaran	7	7	100	16	16	100	
7	Rakesh Jha	5	5	100	3	3	100	
8	Sandeep Batra	7	7	100	19	19	100	
9	Bhargav Dasg	7	7	100	20	19	95	
10	Alok Kumar Ag	7	7	100	0	0	0	
11	Sanjeev Mantu	7	7	100	4	4	100	

X. *REMUNERATION OF DIRECTORS AND KEY MANAGERIAL PERSONNEL☐ Nil

Number of Managing Director, Whole-time Directors and/or Manager whose remuneration details to be entered

3

S. No.	Name	Designation	Gross Salary	Commission	Stock Option/ Sweat equity	Others	Total Amount
1	Bhargav Dasgupta	Managing Director	73,236,281			3,112,205	76,348,486
2	Alok Kumar Agarwal	Executive Director	40,722,106			1,477,289	42,199,395
3	Sanjeev Mantri	Executive Director	40,627,970		4,030,400	1,709,748	46,368,118
	Total		154,586,357		4,030,400	6,299,242	164,915,999

Number of CEO, CFO and Company secretary whose remuneration details to be entered

2

S. No.	Name	Designation	Gross Salary	Commission	Stock Option/ Sweat equity	Others	Total Amount
1	Gopal Balachandran	Chief Financial Officer	27,109,595		7,192,640	978,732	35,280,967
2	Vikas Mehra	Company Secretary	9,247,178		6,115,230	327,660	15,690,068
	Total		36,356,773		13,307,870	1,306,392	50,971,035

Number of other directors whose remuneration details to be entered

8

S. No.	Name	Designation	Gross Salary	Commission	Stock Option/ Sweat equity	Others	Total Amount
1	Lalita D. Gupte	Director	0	1,000,000	0	2,100,000	3,100,000
2	Ved Prakash Chaturvedi	Director	0	1,000,000	0	1,500,000	2,500,000
3	Uday Chitale	Director	0	1,000,000	0	2,450,000	3,450,000
4	Suresh Kumar	Director	0	1,000,000	0	1,400,000	2,400,000
5	Ashvin Parekh	Director	0	1,000,000	0	2,300,000	3,300,000
6	Murali Sivaraman	Director	0	1,000,000	0	2,050,000	3,050,000
7	Rakesh Jha	Director	0	0	0	0	0
8	Sandeep Batra	Director	0	0	0	0	0
	Total		0	6,000,000	0	11,800,000	17,800,000

XI. MATTERS RELATED TO CERTIFICATION OF COMPLIANCES AND DISCLOSURES

- * A. Whether the company has made compliances and disclosures in respect of applicable provisions of the Companies Act, 2013 during the year ☒ Yes ☐ No

B. If No, give reasons/observations

XII. PENALTY AND PUNISHMENT - DETAILS THEREOF

(A) DETAILS OF PENALTIES / PUNISHMENT IMPOSED ON COMPANY/DIRECTORS /OFFICERS ☒ Nil

Name of the company/ directors/ officers	Name of the court/ concerned Authority	Date of Order	Name of the Act and section under which penalised / punished	Details of penalty/ punishment	Details of appeal (if any) including present status

(B) DETAILS OF COMPOUNDING OF OFFENCES ☒ Nil

Name of the company/ directors/ officers	Name of the court/ concerned Authority	Date of Order	Name of the Act and section under which offence committed	Particulars of offence	Amount of compounding (in Rupees)

XIII. Whether complete list of shareholders, debenture holders has been enclosed as an attachment

☐ Yes ☒ No

(In case of 'No', submit the details separately through the method specified in instruction kit)

XIV. COMPLIANCE OF SUB-SECTION (2) OF SECTION 92, IN CASE OF LISTED COMPANIES

In case of a listed company or a company having paid up share capital of Ten Crore rupees or more or turnover of Fifty Crore rupees or more, details of company secretary in whole time practice certifying the annual return in Form MGT-8.

Name

Nrupang Dholakia

Whether associate or fellow

☐ Associate ☒ Fellow

Certificate of practice number

12884

I/We certify that:

- (a) The return states the facts, as they stood on the date of the closure of the financial year aforesaid correctly and adequately.
(b) Unless otherwise expressly stated to the contrary elsewhere in this Return, the Company has complied with all the provisions of the Act during the financial year.

Declaration

I am Authorised by the Board of Directors of the company vide resolution no. ... dated

(DD/MM/YYYY) to sign this form and declare that all the requirements of the Companies Act, 2013 and the rules made thereunder in respect of the subject matter of this form and matters incidental thereto have been complied with. I further declare that:

1. Whatever is stated in this form and in the attachments thereto is true, correct and complete and no information material to the subject matter of this form has been suppressed or concealed and is as per the original records maintained by the company.
2. All the required attachments have been completely and legibly attached to this form.

Note: Attention is also drawn to the provisions of Section 447, section 448 and 449 of the Companies Act, 2013 which provide for punishment for fraud, punishment for false statement and punishment for false evidence respectively.

To be digitally signed by

Director

DIN of the director

To be digitally signed by

- ☒ Company Secretary
☐ Company secretary in practice

Membership number

Certificate of practice number

Attachments

1. List of share holders, debenture holders
2. Approval letter for extension of AGM;
3. Copy of MGT-8;
4. Optional Attachement(s), if any

Attach

Attach

Attach

Attach

List of attachments

Remove attachment

Modify

Check Form

Prescrutiny

Submit

This eForm has been taken on file maintained by the Registrar of Companies through electronic mode and on the basis of statement of correctness given by the company

To,
The Registrar of Companies
100, Everest, Near Marine Lines Railway Station,
Marine Drive, Mumbai 400002

Dear Sir/Madam,

Subject: Clarification regarding Form MGT-7 (“Form”) for the financial year ended on March 31, 2023

This is with reference to clarifications regarding following aspects of Form MGT-7 for the financial year ended on March 31, 2023.

1. Point I Registration and Other Details: Details of Registrar and Transfer Agent

The details of Registrar and Transfer Agent of the Company for Equity Shares are already mentioned in the Form. The Company also has listed Debentures. Therefore, details of Registrar and Transfer Agent for Debentures along with Registrar and Transfer Agent details of Equity are attached as an Annexure 1.

2. Point IV Share Capital, Debentures and Other Securities of the Company: Details of shares/Debentures Transfers since closure date of last financial year (or in the case of the first return at any time since the incorporation of the company)

During FY2023, there has been no transfer of shares/debentures in physical form. Since the equity shares of the Company are listed, the Company would not be able to specifically identify and match the transferor and transferee. Hence, it has been stated in the Form that there were no transfers during FY2023.

3. Point IV Share Capital, Debentures and Other Securities of the Company: Share Capital

(d) Break-up of paid-up capital

The Company had received share application money for which allotment was done post March 31, 2023. Accordingly, details of amount of total premium received on the account of exercise of stock options is annexed as Annexure 2.

4. Point VIII Details of Directors and Key Managerial Personnel – (A) Composition of Board of Directors

Since the percentage (%) of shares held by Directors as at the end of year is restricted upto two decimals, the table is reproduced in Annexure 3.

5. Point IX Meetings of Members/ class of Members/ Board/ Committees of the Board of Directors: Board Meetings

The detailed list of Board Meetings held during the year is attached herewith as Annexure 4.

6. Point IX Meetings of Members/ class of Members/ Board/ Committees of the Board of Directors: Committee Meetings

The detailed list of Committee Meetings held during the year is attached herewith as Annexure 5.

7. Point VI Shareholding Pattern: Details of Foreign Institutional Investors' (FII) holding shares of the company

The details of shareholding of FII are attached as Annexure 6.

Request you to kindly consider the above and accept the form.

Thanking You,

Yours faithfully,

For ICICI Lombard General Insurance Company Limited

Sd/-

Vikas Mehra
Company Secretary
Membership No – A12117
Address: ICICI Lombard House, 414, Veer Savarkar Marg,
Near Siddhivinayak Temple, Prabhadevi, Mumbai 400 025

Annexure 1

I. Registration and other details

(vi) (b)

DETAILS OF REGISTRAR AND TRANSFER AGENT

1. Equity Shares

CIN of the Registrar and Transfer Agent: L72400TG2017PLC117649

Name of Registrar and Transfer Agent: KFin Technologies Limited

Registered office address of the Registrar and Transfer Agents: Selenium Tower B, Plot 31 & 32, Financial District, Serilingampally Mandal, Hyderabad - 500 032, Telangana

2. Debentures

CIN of the Registrar and Transfer Agent: U67120KA1999PLC025860

Name of Registrar and Transfer Agent: BgSE Financials Limited

Registered office address of the Registrar and Transfer Agents: Stock Exchange Towers No. 51, I Cross JC Road, Bangalore - 560027

Annexure 2

1. Share Capital, Debentures and Other Securities of the Company: Share Capital

(d) Break-up of paid-up capital

Class of shares	Number of Shares			Total nominal amount	Total paid-up amount	Total premium
Equity Shares	Physical	Demat	Total			
At the beginning of the year	11897	490879531	490891428	4,908,914,280	4,908,914,280	
Increase during the year						
ESOPs	0	233675	233675	2,336,750	2,336,750	200708883*
Others, Dematerialization	-	3005	3005	30,050	30,050	
Decrease during the year						
Others, Dematerialization	3005	-	3005	30,050	30,050	-
At the end of the year	8892	491116211	491125103	4,911,251,030	4,911,251,030	

*Amount of Total premium ₹ 200,708,883 excludes ₹ 5,006,050 the amount of share application money for which allotment was made after March 31, 2023.

VIII. Details of Directors and Key Managerial Personnel

(A) Composition of Board of Directors

Category	Number of directors at the beginning of the year		Number of directors at the end of the year		Percentage of shares held by directors as at the end of year	
	Executive	Non-executive	Executive	Non-executive	Executive	Non-executive
A. Promoter	-	-	-	-	-	-
B. Non-Promoter	3	8	3	8	0.2028	0.0004
(i) Non-Independent	3	2	3	2	0.2028	0.0000
(ii) Independent	-	6	-	6	-	0.0004
Total	3	8	3	8	0.2028	0.0004

Annexure 4

IX. Meetings of Members/ class of Members/ Board/ Committees of the Board of Directors

B. Board Meetings

Number of meetings held: 7

List of Board Meetings held during FY2023

Sr. No.	Date of meeting	Total Number of Directors as on the date of the meeting	Attendance	
			Number of Directors attended	% of attendance
1	April 21, 2022	11	11	100
2	May 28, 2022	10	10	100
3	July 19, 2022	11	11	100
4	September 19, 2022	11	11	100
5	October 18, 2022	11	11	100
6	January 17, 2023	11	11	100
7	February 20, 2023	11	11	100

IX. Meetings of Members/Class of Members/Board/Committees of the Board of Directors

C. Committee Meetings

Number of meetings held: 34

List of Committee Meetings held during FY2023:

Sr. No.	Type of Meeting	Date of meeting	Total Number of Members as on the date of the meeting	Attendance	
				Number of members attended	% of attendance
1	Board Nomination and Remuneration Committee	April 21, 2022	4	4	100
2	Board Nomination and Remuneration Committee	May 28, 2022	4	4	100
3	Board Nomination and Remuneration Committee	July 19, 2022	4	4	100
4	Board Nomination and Remuneration Committee	January 16, 2023	4	4	100
5	Board Nomination and Remuneration Committee	February 20, 2023	4	4	100
6	Audit Committee	April 19, 2022	5	5	100
7	Audit Committee	April 21, 2022	5	5	100
8	Audit Committee	June 23, 2022	5	5	100
9	Audit Committee	July 18, 2022	5	5	100
10	Audit Committee	July 19, 2022	5	5	100
11	Audit Committee	October 17, 2022	5	5	100
12	Audit Committee	October 18, 2022	5	5	100
13	Audit Committee	January 16, 2023	5	5	100
14	Audit Committee	January 17, 2023	5	5	100
15	Investment Committee	April 19, 2022	6	6	100
16	Investment Committee	July 18, 2022	6	6	100
17	Investment Committee	September 5, 2022	6	6	100
18	Investment Committee	October 17, 2022	6	6	100
19	Investment Committee	January 16, 2023	6	6	100
20	Risk Management Committee	April 19, 2022	7	7	100
21	Risk Management Committee	July 18, 2022	7	7	100
22	Risk Management Committee	October 17, 2022	7	6	85.71
23	Risk Management Committee	January 16, 2023	7	7	100
24	Policyholders Protection Committee	April 21, 2022	5	5	100
25	Policyholders Protection Committee	July 19, 2022	5	5	100

26	Policyholders Committee	Protection	October 18, 2022	5	4	80
27	Policyholders Committee	Protection	January 17, 2023	5	5	100
28	Corporate Responsibility & Sustainability Committee	Social &	April 19, 2022	4	4	100
29	Corporate Responsibility & Sustainability Committee	Social &	July 18, 2022	4	4	100
30	Corporate Responsibility & Sustainability Committee	Social &	January 17, 2023	4	4	100
31	Stakeholders Relationship Committee	Relationship	April 19, 2022	4	4	100
32	Stakeholders Relationship Committee	Relationship	July 19, 2022	4	4	100
33	Stakeholders Relationship Committee	Relationship	October 17, 2022	4	4	100
34	Stakeholders Relationship Committee	Relationship	January 16, 2023	4	4	100

Details of Foreign Institutional Investors' (FII) holding shares of the Company

Sr. No.	Name of the FII	Address	Number of shares held	% of shares held
1	VANGUARD FUNDS PLC - VANGUARD ESG EMERGING MARKETS ALL CAP UCITS ETF	HSBC SECURITIES SERVICES 11TH FLOOR, BLDG 3, NESCO - IT PARK NESCO COMPLEX, W.E. HIGHWAY GOREGAON (EAST), MUMBAI	900	0.00
2	ISHARES MSCI INDIA INDEX ETF	HSBC SECURITIES SERVICES 11TH FLOOR, BLDG 3, NESCO - IT PARK NESCO COMPLEX, W.E. HIGHWAY GOREGAON (EAST), MUMBAI	7567	0.00
3	SPARX ASIA ALTERNATIVE INDIA FOCUS ALL CAP	HSBC SECURITIES SERVICES 11TH FLR, BLDG NO.3, NESCO - IT PARK NESCO COMPLEX, W E HIGHWAY GOREGAON EAST, MUMBAI	39310	0.01
4	STICHTING RABOBANK PENSIOENFONDS MANAGED BY LGIM MANAGERS (EUROPE) LIMITED	HSBC SECURITIES SERVICES 11TH FLOOR, BLDG 3, NESCO - IT PARK NESCO COMPLEX, W.E. HIGHWAY GOREGAON (EAST), MUMBAI	27108	0.01
5	STICHTING RABOBANK PENSIOENFONDS MANAGED BY UBS FUND MANAGEMENT (LUXEMBOURG) S.A.	HSBC SECURITIES SERVICES 11TH FLOOR, BLDG 3, NESCO - IT PARK NESCO COMPLEX, W.E. HIGHWAY GOREGAON (EAST), MUMBAI	28345	0.01
6	AVIVA INVESTORS FUNDS ACS - AVIVA INVESTORS EMERGING MARKET EQUITY CORE FUND	HSBC SECURITIES SERVICES 11TH FLOOR, BLDG 3, NESCO - IT PARK NESCO COMPLEX, W.E. HIGHWAY GOREGAON (EAST), MUMBAI	1119	0.00
7	NN (L) EMERGING MARKETS ENHANCED INDEX SUSTAINABLE EQUITY	80 route d'Esch	20299	0.00
8	MORGAN STANLEY PATHWAY FUNDS - EMERGING MARKETS EQUITY FUND	2000 WESTCHESTER AVENUE PURCHASE NY	6160	0.00
9	VANGUARD EMERGING MARKETS STOCK INDEX FUND, A SERIES OF VANGUARD INVESTMENT SERIES PLC	70 SIR JOHN ROGERSON'S QUAY DUBLIN	438356	0.09
10	VANGUARD FUNDS PUBLIC LIMITED COMPANY - VANGUARD FTSE EMERGING MARKETS UCITS ETF	70 SIR JOHN ROGERSON'S QUAY DUBLIN	97773	0.02
11	VANGUARD FUNDS PUBLIC LIMITED COMPANY - VANGUARD FTSE ALL-WORLD UCITS ETF	70 SIR JOHN ROGERSON'S QUAY DUBLIN	69182	0.01
12	PICTECH INSTITUTIONAL- EMERGING MARKETS TRACKER	ROUTE DES ACACIAS 60	138072	0.03
13	FUNDPARTNER SOLUTIONS (SUISSE) S.A.-RP - FONDS INSTITUTIONNEL - ACTIONS MARCHES EMERGENTS	ROUTE DES ACACIAS 60	26394	0.01
14	PICTET - EMERGING MARKETS INDEX	15 AVENUE J F KENNEDY	19526	0.00
15	AL MEHWAR COMMERCIAL INVESTMENTS L.L.C. (WANDA)	AL BAHR TOWERS SHEIKHZAYED BINSULTAN STREET (INTERSECTION WITH SHAKHBOUT BIN SULTAN STREET - 19TH STREET) ABU DHABI	1040807	0.21
16	AL MEHWAR COMMERCIAL INVESTMENTS L.L.C. (WHITING)	AL BAHR TOWERS SHEIKH ZAYED BIN SULTAN STREET (INTERSECTION WITH	188538	0.04
17	CAISSE DE DEPOT ET PLACEMENT DU QUEBEC	1000 PLACE JEAN- PAUL- RIOPELLE MONTREAL QUEBEC	57109	0.01
18	CAISSE DE DEPOT ET PLACEMENT DU QUEBEC - WHITE OAK CAPITAL PARTNERS PTE LTD.	1000 PLACE JEAN-PAUL-RIOPELLE MONTREAL QUEBEC	71301	0.01
19	CAISSE DE DEPOT ET PLACEMENT DU QUEBEC- QUANTUM ADVISORS PRIVATE LIMITED	1000 PLACE JEAN- PAUL- RIOPELLE MONTREAL QUEBEC	294358	0.06
20	CAISSE DE DEPOT ET PLACEMENT DU QUEBEC - FIRST STATE INVESTMENTS INTERNATIONAL LIMITED	1000 PLACE JEAN- PAUL- RIOPELLE MONTREAL QUEBEC	429655	0.09
21	CANADA PENSION PLAN INVESTMENT BOARD	ONE QUEEN STREET EAST SUITE 2500 TORONTO ONTARIO	124400	0.03
22	SPDR MSCI ACWI EX-US ETF	ONE LINCOLN STREET BOSTON MA	23017	0.00
23	DOVETAIL INDIA FUND CLASS 5 SHARES	4th Floor 19 Bank Street Cybercity Ebene	3250	0.00

Sr. No.	Name of the FII	Address	Number of shares held	% of shares held
24	THE NOMURA TRUST AND BANKING CO., LTD. RE: INTERNATIONAL EMERGING STOCK INDEX MSCI EMERGING NO HEDGE MOTHER FUND	2-2-2 OTEMACHI CHIYODA KU TOKYO	23350	0.00
25	JOHN HANCOCK FUNDS II INTERNATIONAL STRATEGIC EQUITY ALLOCATION FUND	601 Congress Street Boston MA 02210-2805 USA	43908	0.01
26	SPARTAN GROUP TRUST FOR EMPLOYEE BENEFIT PLANS SPARTAN TOTAL INTERNATIONAL INDEX POOL	100 SUMMER STREET 12th FLOOR BOSTON MA	2017	0.00
27	VERDIPAPIRFONDET DNB GLOBAL EMERGING MARKETS INDEXES	Dronning Eufemias gate 30 Oslo	10702	0.00
28	ISHARES MSCI ALL COUNTRY ASIA EX JAPAN ETF	400 HOWARD STREET SAN FRANCISCO CA 94105	119776	0.02
29	PUBLIC SECTOR PENSION INVESTMENT BOARD PSP INVESTMENTS	1250 BOUL RENE-LEVESQUE W STE 1400 MONTREAL QUEBEC	82971	0.02
30	BOFA SECURITIES EUROPE SA	51 rue La Boetie Paris	624234	0.13
31	ISHARES MSCI EMERGING MARKETS ETF	400 HOWARD STREET SAN FRANCISCO CA 94105	860926	0.18
32	ISHARES CORE MSCI EMERGING MARKETS ETF	400 HOWARD STREET SAN FRANCISCO CA 94105	2131494	0.43
33	ISHARES MSCI EMERGING MARKETS ASIA ETF	400 HOWARD STREET SAN FRANCISCO CA 94105	22881	0.00
34	ISHARES MSCI BIC ETF	400 HOWARD STREET SAN FRANCISCO CA 94105	6753	0.00
35	CITIGROUP GLOBAL MARKETS MAURITIUS PRIVATE LIMITED - ODI	5th Floor Ebene Esplanade 24 Bank Street Cybercity Ebene	40011	0.01
36	MORGAN STANLEY ASIA (SINGAPORE) PTE.	23 Church Street 16-01 Capital Square	1331	0.00
37	STATE OF ALASKA RETIREMENT AND BENEFITS PLANS MANAGED BY LEGAL AND GENERAL INVESTMENT MANAGEMENT AMERICA, INC. (LGIMA)	Department of Revenue Treasury Division PO Box 110 Juneau AK	27394	0.01
38	FEDERATED HERMES INVESTMENT FUNDS PLC ON BEHALF OF FEDERATED HERMES GLOBAL EMERGING MARKETS SMID EQUITY FUND	The Wilde 53 Merrion Square Dublin	151447	0.03
39	ABERDEEN STANDARD OEIC IV - ASI EMERGING MARKETS EQUITY TRACKER FUND	BOW BELLS HOUSE 1 BREAD STREET LONDON	7291	0.00
40	UBS IQ MSCI ASIA APEX 50 ETHICAL ETF	LEVEL 16 2 CHIFLEY SQUARE SYDNEY NSW	104	0.00
41	UBS (IRL) ETF PLC - MSCI ACWI ESG UNIVERSAL LOW CARBON SELECT UCITS ETF	32 MOLESWORTH STREET DUBLIN	994	0.00
42	IOWA PUBLIC EMPLOYEES' RETIREMENT SYSTEM - UBS ASSET MANAGEMENT (AMERICAS) INC	7401 REGISTER DRIVE DES MOINES IOWA	4880	0.00
43	VANGUARD INVESTMENTS FUNDS ICVC- VANGUARD FTSE GLOBAL ALL CAP INDEX FUND	4TH FLOOR THE WALBROOK BUILDING 25 WALBROOK LONDON	10183	0.00
44	FIRST SENTIER INVESTORS ICVC - FSSA INDIAN SUBCONTINENT ALL-CAP FUND	FINSBURY CIRCUS HOUSE 15 FINSBURY CIRCUS LONDON	19957	0.00
45	BNYM MELLON CFSL EMERGING MARKETS STOCK INDEX FUND	240 GREENWICH STREET NEW YORK NY	9455	0.00
46	BOARD OF PENSIONS OF THE EVANGELICAL LUTHERAN CHURCH IN AMERICA	800 MARQUETTE AVENUE SUITE 1050 MINNEAPOLIS MINNESOTA	161852	0.03
47	FRANKLIN TEMPLETON ETF TRUST - FRANKLIN FTSE ASIA EX JAPAN ETF	ONE FRANKLIN PARKWAY SAN MATEO CALIFORNIA	1183	0.00
48	FRANKLIN TEMPLETON ETF TRUST - FRANKLIN FTSE INDIA ETF	ONE FRANKLIN PARKWAY SAN MATEO 94403 1906	24264	0.00
49	FRANKLIN LIBERTYQT EMERGING MARKETS INDEX ETF	200 KING STREET WEST SUITE 1500 TORONTO ONTARIO	130	0.00
50	THE REGENTS OF THE UNIVERSITY OF CALIFORNIA - STATE STREET GLOBAL ADVISORS	1111 BROADWAY SUITE 2100 OAKLAND CA	229720	0.05
51	RUSSELL INVESTMENT MANAGEMENT LTD AS TRUSTEE OF THE RUSSELL INVESTMENTS LOW CARBON GLOBAL SHARES FUND	LEVEL 29 135 KING STREET SYDNEY NSW	12093	0.00

Sr. No.	Name of the FII	Address	Number of shares held	% of shares held
52	XTRACKERS(IE) PLC- XTRACKERS MSCI EMERGING MARKETS UCITS ETF	78 SIR JOHN ROGERSONS QUAY DUBLIN	175008	0.04
53	BMO MSCI EMERGING MARKETS INDEX ETF	100 KING STREET WEST 43RD FLOOR TORONTO ONTARIO	53800	0.01
54	BOC-PRUDENTIAL MSCI AC ASIA PACIFIC EX JAPAN INDEX FUND	12 F CITICORP CENTRE 18 WHITFIELD ROAD CAUSEWAY BAY HONG KONG	790	0.00
55	BLACKROCK GLOBAL INDEX FUNDS-ISHARES EMERGING MARK ETS EQUITY INDEX FUND (LU)	49 AVENUE J F KENNEDY	13406	0.00
56	SSGA SPDR ETFS EUROPE I PUBLIC LIMITED COMPANY - S PDR MSCI EMERGING MARKETS UCITS ETF	78 SIR JOHN ROGERSONS QUAY DUBLIN 2	10182	0.00
57	BLACKROCK COLLECTIVE INVESTMENT FUNDS - ISHARES EM ERGING MARKETS EQUITY INDEX FUND (UK)	12 THROGMORTON AVENUE LONDON	167955	0.03
58	LOMBARD ODIER ASSET MANAGEMENT (SWITZERLAND) SA B/ O SYNERGIE ACTIONS MARCHES EMERGENTS - PASSIF	AVENUE DES MORGINES 6 PETIT LANCY GENEVA SWITZERLAND	11631	0.00
59	MACKENZIE MAXIMUM DIVERSIFICATION EMERGING MARKETS INDEX ETF	180 QUEEN ST W TORONTO ONTARIO	5161	0.00
60	RUSSELL INVESTMENT COMPANY TAX-MANAGED INTERNATIONAL EQUITY FUND MANAGED BY RUSSELL INVESTMENT MANAGEMENT, LLC	RUSSELL INVESTMENTS 1301 SECOND AVENUE 18TH FLOOR SEATTLE WASHINGTON	6431	0.00
61	ARIZONA PSPRS TRUST	3010 EAST CAMELBACK ROAD SUITE 200 PHOENIX ARIZONA	35918	0.01
62	BAILLIE GIFFORD INTERNATIONAL ALL CAP FUND	CT CORPORATION SYSTEM 101 FEDERAL STREET BOSTON MASSACHUSETTS	100914	0.02
63	STATE STREET EMERGING MARKETS EQUITY INDEX FUND	ONE LINCOLN STREET BOSTON MA	22587	0.00
64	SSBT TAIPEI AS A CUSTODIAN FOR CATHAY LIFE INSURANCE CO.,LTD.-FIL LIMITED-FIDELITY EM	NO 296 SEC 4 JEN AI ROAD TAIPEI	12163	0.00
65	NATIONAL PENSION SERVICE MANAGED BY BLACKROCK INSTITUTIONAL TRUST COMPANY, NA	13 OLYMPIC RO 35 DA GIL SONGPA GU SEOUL 138 725 SOUTH KOREA	131643	0.03
66	NATIONAL PENSION SERVICE MANAGED BY LEGAL & GENERAL INVESTMENT MANAGEMENT LIMITED	13 OLYMPIC R 35 DA GIL SONGPA GU SEOUL 138725 SOUTH KOREA	168602	0.03
67	GOLDMAN SACHS ETF TRUST - GOLDMAN SACHS ACTIVEBETA EMERGING MARKETS EQUITY ETF	200 WEST STREET NEW YORK NY 10282	44445	0.01
68	BUREAU OF LABOR FUNDS- LABOR RETIREMENT FUND-GLOBAL MINIMUM VOLATILITY EQUITY INDEXATION-BLACKROCK INSTITUTIONAL TRUST COMPANY, N.A.-20883	NO.6 10 FLOOR SECTION 1 ROOSEVELT RD ZHONGZHENG TAIPEI	3477	0.00
69	INVESTERINGSFORENINGEN DANSKE INVEST INDEX GLOBAL EMERGING MARKETS RESTRICTED - ACCUMULATING KL	PARALLELVEJ 17 2800 KGS LYNGBY	32138	0.01
70	INVESTERINGSFORENINGEN DANSKE INVEST INDEX GLOBAL AC RESTRICTED - ACCUMULATING KL	PARALLELVEJ 17 2800 KGS LYNGBY	4830	0.00
71	INVESTERINGSFORENINGEN DANSKE INVEST	PARALLELVEJ 17 KGS LYNGBY DENMARK	99944	0.02
72	TRINITY COLLEGE CAMBRIDGE	Trinity College Trinity Street Cambridge Cambridge	4728	0.00
73	EQ ADVISORS TRUST - EQ/EMERGING MARKETS EQUITY PLUS PORTFOLIO	JPMorgan Chase Bank, N.A. India Sub Custody 6 Floor, Paradigm B Mindspace, Malad W.	1944	0.00
74	THE MASTER TRUST BANK OF JAPAN, LTD. AS TRUSTEE FOR FEDERATION OF NATIONAL PUBLIC SERVICE PERSONNEL MUTUAL AID ASSOCIATIONS MTBJ400076142	JPMorgan Chase Bank, N.A. India Sub Custody 6 Floor, Paradigm B Mindspace, Malad W.	11579	0.00
75	UNIVERSAL-INVESTMENT-GESELLSCHAFT MBH ON ACCOUNT OF FDT EQUITY	JPMorgan Chase Bank, N.A. India Sub Custody 6 Floor, Paradigm B Mindspace, Malad W.	5753	0.00
76	STATE STREET IRELAND UNIT TRUST STATE STREET IUT EMERGING MARKET EQUITY INDEX FUND	78 SIR JOHN ROGERSONS QUAY DUBLIN 2 IRELAND	5177	0.00
77	TEACHERS RETIREMENT SYSTEM OF THE STATE OF ILLINOIS - WASATCH ADVISORS	2815 WEST WASHINGTON STREET SPRINGFIELD ILLINOIS	157030	0.03

Sr. No.	Name of the FII	Address	Number of shares held	% of shares held
78	STATE STREET GLOBAL ADVISORS LUXEMBOURG SICAV STAT E STREET GLOBAL EMERGING MARKETS INDEX EQUITY FUND	49 AVENUE JF KENNEDY LUXEMBOURG	19064	0.00
79	STATE STREET GLOBAL ALL CAP EQUITY EX-US INDEX PORTFOLIO	ONE LINCOLN STREET BOSTON MA	42674	0.01
80	DIMENSIONAL FUNDS PLC - MULTI-FACTOR EQUITY FUND	25/28 NORTH WALL QUAY DUBLIN 1	7604	0.00
81	KAPITALFORENINGEN LAEGERNES INVEST, KLI AKTIER EMERGING MARKETS INDEKS	C/O NYKREDIT PORTEFOLJE ADMINISTRATION A/S OTTO MOENSTEDS PLADS 9 COPENHAGEN V	9597	0.00
82	BAY CAPITAL INDIA FUND QP	4TH FLOOR RAFFLES TOWER 19 CYBERCITY EBENE	136660	0.03
83	PEOPLE'S BANK OF CHINA	NO 32 CHENGFANG STREET XICHENG DISTRICT BEIJING	1925597	0.39
84	SSGA SPDR ETFs EUROPE I PUBLIC LIMITED COMPANY - S PDR MSCI ACWI UCITS ETF	78 SIR JOHN ROGERSONS QUAY DUBLIN 2	2929	0.00
85	SSGA SPDR ETFs EUROPE I PUBLIC LIMITED COMPANY - S PDR MSCI EM ASIA UCITS ETF	78 SIR JOHN ROGERSONS QUAY DUBLIN 2	44837	0.01
86	PENSION RESERVES INVESTMENT TRUST FUND - WASTACH	C/O PRIM BOARD 84 STATE STREET SUITE 250 BOSTON BOSTON MASSACHUSETTS	101747	0.02
87	NN PARAPLUFONDS 1 N.V.	SCHENKKADE 65 S GRAVENHAGE	25294	0.01
88	NEW YORK STATE TEACHERS RETIREMENT SYSTEM MANAGED BY STATE STREET BANK AND TRUST COMPANY, N.A.	10 CORPORATE WOOD DRIVE ALBANY NEW YORK	64299	0.01
89	NEW YORK STATE TEACHERS RETIREMENT SYSTEM MANAGED BY BAILLIE GIFFORD OVERSEAS LIMITED	10 CORPORATE WOOD DRIVE ALBANY NEW YORK	410316	0.08
90	BAY CAPITAL INDIA FUND LTD	4TH FLOOR RAFFLES TOWER 19 CYBERCITY EBENE	495157	0.10
91	INTERNATIONAL BANK FOR RECONSTRUCTION AND DEVELOPMENT AS TRUSTEE FOR THE RETIRED STAFF BENEFITS PLAN AND TRUST	WORLD BANK 1818 H STREET N W WASHINGTON D C	788	0.00
92	INTERNATIONAL BANK FOR RECONSTRUCTION AND DEVELOPMENT AS TRUSTEE FOR THE STAFF RETIREMENT PLAN AND TRUST	WORLD BANK 1818 H STREET N W WASHINGTON D C	2291	0.00
93	INTERNATIONAL BANK FOR RECONSTRUCTION AND DEVELOPMENT ON BEHALF OF THE POST-EMPLOYMENT BENEFITS PLAN	WORLD BANK 1818 H STREET N W WASHINGTON D C	550	0.00
94	NATIONAL PENSION SERVICE MANAGED BY NATIONAL PENSION SERVICE	180 GJI-RO DEOKJIN-GU JEONJU-SI JEOLLABUK-DO KOREA	56689	0.01
95	BLACKROCK AQUILA EMERGING MARKETS FUND	12 THROGMORTON AVENUE LONDON	3395	0.00
96	BNYM MELLON DB NSL EMERGING MARKETS STOCK INDEX FUND	225 LIBERTY STREET NEW YORK NY	50135	0.01
97	BNYM MELLON DB SL EMERGING MARKETS STOCK INDEX FUND	225 LIBERTY STREET NEW YORK NY	155533	0.03
98	VOYA EMERGING MARKETS INDEX PORTFOLIO	7337 E Doubletree Ranch Road Scottsdale AZ NA	21694	0.00
99	VIRTUS NFJ EMERGING MARKETS VALUE FUND	1633 BROADWAY NEW YORK NEW YORK	16288	0.00
100	STANLIB FUNDS LIMITED- STANLIB MULTI-MANAGER GLOBAL EQUITY FUND	STANDARD BANK HOUSE 47- 49 LA MOTTE STREET ST HELIER JERSEY	4525	0.00
101	UPMC	600 GRANT STREET USS TOWER 58TH FLOOR PITTSBURGH PA	13742	0.00
102	PRINCIPAL INTERNATIONAL EMERGING MARKETS SEPARATE ACCOUNT	711 HIGH STREET G-028-E30 DES MOINES IA	48927	0.01
103	AP7 EQUITY FUND	VASAGATAN 11 P O BOX 100 STOCKHOLM SWEDEN	452798	0.09
104	EASTSPRING INVESTMENTS - GLOBAL EQUITY NAVIGATOR FUND	26 BOULEVARD ROYAL LUXEMBOURG	567	0.00
105	STATE OF INDIANA PUBLIC EMPLOYEES' RETIREMENT FUND	1 N CAPITAL AVE STE 001 INDIANAPOLIS INDIANA	552833	0.11
106	RETAIL EMPLOYEES SUPERANNUATION PTY. LIMITED AS TRUSTEE FOR RETAIL EMPLOYEES SUPERANNUATION TRUST	LEVEL 5 321 KENT STREET SYDNEY NSW	1450753	0.30

Sr. No.	Name of the FII	Address	Number of shares held	% of shares held
107	WASATCH EMERGING INDIA FUND	505 WAKARA WAY 3RD FLOOR SALT LAKE CITY UTAH	719013	0.15
108	SSGA MSCI ACWI EX-USA INDEX NON-LENDING DAILY TRUS T	ONE LINCOLN STREET BOSTON MA	1140	0.00
109	EURIZON FUND	8 AVENUE DE LA LIBERTE	48848	0.01
110	UBS (LUX) FUND SOLUTIONS - MSCI EMERGING MARKETS UCITS ETF	49 AVENUE JF KENNEDY	153742	0.03
111	INTEGRATED CORE STRATEGIES ASIA PTE LTD	80 RAFFLES PLACE UOB PLAZA 2 14-20	144	0.00
112	BTS LUX INDIAN STOCKS MAURITIUS LTD	LES CASCADES EDITH CAVELL STREET PORT LOUIS	9763	0.00
113	TIAA-CREF FUNDS - TIAA-CREF EMERGING MARKETS EQUITY INDEX FUND	730 THIRD AVENUE NEW YORK NEW YORK	182738	0.04
114	BAILLIE GIFFORD INTERNATIONAL ALPHA FUND	CT CORPORATION SYSTEM 101 FEDERAL STREET BOSTON MASSACHUSETTS	1301155	0.26
115	OPTIMUM FUND TRUST - OPTIMUM INTERNATIONAL FUND	2005 MARKET STREET PHILADELPHIA PENNSYLVANIA	187673	0.04
116	PACIFIC SELECT FUND - PD EMERGING MARKETS INDEX PORTFOLIO	700 NEWPORT CENTER DRIVE NEWPORT BEACH CALIFORNIA	5184	0.00
117	SCHWAB EMERGING MARKETS EQUITY ETF	211 MAIN STREET SAN FRANCISCO CA	332514	0.07
118	COMMONWEALTH OF PENNSYLVANIA PUBLIC SCHOOLS EMPLOYEES RETIREMENT SYSTEM/GE321-BAILLIE GIFFORD OVERSEAS LTD	5 NORTH FIFTH STREET HARRISBURG PA	397154	0.08
119	CIBC EMERGING MARKETS INDEX FUND - CIBC ASSET MANAGEMENT INC	18 YORK STREET SUITE 1300 TORONTO ONTARIO	3939	0.00
120	DOVETAIL GLOBAL FUND PCC-EAGLEWOOD CAPITAL- INDIA FUND I	4TH FLOOR 19 BANK STREET CYBERCITY EBENE	250	0.00
121	HABROK INDIA MASTER LP	c/o Elian Corporate Services (Cayman) Limited 89 Nexus Way Camana Bay Grand Cayman	264237	0.05
122	JANCHOR PARTNERS PAN-ASIAN MASTER FUND	C/o Elian Fiduciary Services (Cayman) Limited 190 Elgin Avenue George Town Grand Cayman	3907465	0.80
123	DURO ONE INVESTMENTS LIMITED	IFS Court Bank Street TwentyEight Cybercity Ebene 72201	185546	0.04
124	PREMIER INVESTMENT FUND LIMITED	C/o DTOS Ltd 10th FLOOR RAFFLES TOWER 19 CYBERCITY EBENE	18306	0.00
125	COLLEGE RETIREMENT EQUITIES FUND - GLOBAL EQUITIES ACCOUNT	730 THIRD AVENUE NEW YORK NEW YORK	48820	0.01
126	COLLEGE RETIREMENT EQUITIES FUND - STOCK ACCOUNT	730 THIRD AVENUE NEW YORK NEW YORK	217512	0.04
127	BLACKROCK COLLECTIVE INVESTMENT FUNDS - ISHARES EMERGING MARKETS EQUITY ESG INDEX FUND (UK)	BANK OF NEW YORK MELLON 160 QUEEN VICTORIA ST LONDON NA	65265	0.01
128	INVESCO MSCI EMERGING MARKETS ESG UNIVERSAL SCREENED UCITS ETF	NA 32 MOLESWORTH STREET NA DUBLIN	511	0.00
129	INVESCO MSCI EMERGING MARKETS ESG CLIMATE PARIS ALIGNED UCITS ETF	DEUTSCHE BANK AG, DB HOUSE HAZARIMAL SOMANI MARG, P.O.BOX NO. 1142, FORT MUMBAI	8761	0.00
130	NEW YORK STATE TEACHERS RETIREMENT SYSTEM - RHUMBLINE ADVISORS LIMITED PARTNERSHIP	DEUTSCHE BANK AG, DB HOUSE HAZARIMAL SOMANI MARG, P.O.BOX NO. 1142, FORT MUMBAI	10331	0.00
131	NATIONAL PENSION SERVICE MANAGED BY DWS INTERNATIONAL GMBH	DEUTSCHE BANK AG, DB HOUSE HAZARIMAL SOMANI MARG, P.O.BOX NO. 1142, FORT MUMBAI	967	0.00
132	SSGA SPDR ETFs EUROPE II PLC - SPDR MSCI EMERGING MARKETS CLIMATE PARIS ALIGNED UCITS ETF	DEUTSCHE BANK AG, DB HOUSE HAZARIMAL SOMANI MARG, P.O.BOX NO. 1142, FORT MUMBAI	908	0.00
133	ULLICO DIVERSIFIED INTERNATIONAL EQUITY FUND, L.P.	8403 COLESVILLE ROAD 13TH FLR SILVER SPRING MD 20910 UNITED STATES	3719	0.00
134	FRANKLIN LIBERTYSHARES ICAV-FRANKLIN MSCI EMERGING MARKETS PARIS ALIGNED CLIMATE UCITS ETF	70 SIR JOHN ROGERSONS QUAY DUBLIN 2 IRELAND	588	0.00
135	STRIVE EMERGING MARKETS EX-CHINA ETF	DEUTSCHE BANK AG, DB HOUSE HAZARIMAL SOMANI MARG, P.O.BOX NO. 1142, FORT MUMBAI	4900	0.00

Sr. No.	Name of the FII	Address	Number of shares held	% of shares held
136	VOYA VACS INDEX SERIES EM PORTFOLIO	DEUTSCHE BANK AG, DB HOUSE HAZARIMAL SOMANI MARG, P.O.BOX NO. 1142, FORT MUMBAI	4517	0.00
137	WASATCH ADVISORS LP	DEUTSCHE BANK AG, DB HOUSE HAZARIMAL SOMANI MARG, P.O.BOX NO. 1142, FORT MUMBAI	869	0.00
138	VANGUARD TOTAL WORLD STOCK INDEX FUND	100 VANGUARD BOULEVARD MALVERN PA	126450	0.03
139	MANAGED PENSION FUNDS LIMITED	20 CHURCHILL PLACE CANARY WHARF LONDON	187106	0.04
140	STATE STREET TOTAL RETURN V.I.S. FUND	1600 SUMMER STREET STAMFORD CONNECTICUT	2136	0.00
141	LOMBARD ODIER ASSET MANAGEMENT (SWITZERLAND) SA B/ O - SYNERGIE -ACTIONS EMERGING MARKET DFM	AVANUE DES MORGINES 6 GENEVA SWITZERLAND	10912	0.00
142	BEWAARSTICHTING NNIP I - NN OPKOMENDE MARKTEN FOND S	SCHENKKADE 65 S GRAVENHAGE	1268	0.00
143	VANGUARD FTSE ALL-WORLD EX-US INDEX FUND, A SERIES OF VANGUARD INTERNATIONAL EQUITY INDEX FUNDS	100 VANGUARD BOULEVARD MALVERN PA	490721	0.10
144	ALASKA COMMON TRUST FUND	100 EAST PRATT STREET BALTMORE MARYLAND NA	13039	0.00
145	APT-UNIVERSAL-FONDS	THEODOR-HEUSS-ALLEE 70 60486 FRANKFURT AM MAIN	26816	0.01
146	PRINCIPAL VARIABLE CONTRACTS FUNDS, INC. - INTERNA TIONAL EMERGING MARKETS ACCOUNT	711 HIGH STREET DES MOINES IOWA	16850	0.00
147	PRINCIPAL FUNDS, INC. - GLOBAL EMERGING MARKETS FU ND	711 HIGH STREET DES MOINES IOWA	58519	0.01
148	EASTSPRING INVESTMENTS-DRAGON PEACOCK FUND	26 BOULEVARD ROYAL LUXEMBOURG	174415	0.04
149	PUBLIC EMPLOYEES RETIREMENT SYSTEM OF MISSISSIPPI	429 MISSISSIPPI STREET JACKSON MISSISSIPPI	223035	0.05
150	ALASKA PERMANENT FUND	801 WEST 10TH STREET JUNEAU ALASKA	7276	0.00
151	EASTSPRING INVESTMENTS INDIA EQUITY OPEN LIMITED	SUITE 450 4TH FLOOR BARKLY WHARF EAST LE CAUDAN WATERFRONT PORT LOUIS MAURITIUS	443458	0.09
152	THE NT ALL COUNTRY ASIA EX JAPAN CUSTOM ESG EQUITY INDEX FUND	Georges Court 54 - 62 Townsend Street	12805	0.00
153	INTERFUND EQUITY GLOBAL EMERGING MARKETS	42989 rue Goethe	24362	0.00
154	FIDEURAM FUND EQUITY GLOBAL EMERGING MARKETS	9-11 rue Goethe	710	0.00
155	FONDITALIA EQUITY GLOBAL EMERGING MARKETS	9 11 rue Goethe	20466	0.00
156	FONDITALIA EQUITY PACIFIC EX JAPAN	9 - 11 rue Goethe	15882	0.00
157	FIDELITY SALEM STREET TRUST FIDELITY GLOBAL EX US INDEX FUND	245 Summer Street Boston MA	87990	0.02
158	FIDELITY SALEM STREET TRUST FIDELITY EMERGING MARK ETS INDEX FUND	245 Summer Street Boston MA	229275	0.05
159	FIDELITY SALEM STREET TRUST FIDELITY SERIES GLOBAL EX U.S. INDEX FUND	245 Summer Street Boston Boston Massachusetts	338838	0.07
160	IRISH LIFE ASSURANCE PLC	Irish Life Centre Lower Abbey Street Dublin 1 Dublin	102970	0.02
161	KUWAIT INVESTMENT AUTHORITY FUND 227	Ministries Complex Building No 3 Floor No 2 PO Box no 64 safat	940114	0.19
162	VERDIPAPIRFONDET KLP AKSJE FREMVOKSENDE MARKEDER I NDEKS I	Dronning Eufemiasgate 10	69716	0.01
163	FONDITALIA EQUITY INDIA	9-11 Rue Goethe 9-11 Rue Goethe	39072	0.01
164	STICHTING PME PENSIOENFONDS MANAGED BY UBS GLOBAL ASSET MANAGEMENT LTD	Folkstoneweg 38	177223	0.04
165	GUARDIANS OF NEW ZEALAND SUPERANNUATION AS MANAGER AND ADMINISTRATOR OF THE NEW ZEALAND SUPERANNUATI ON FUND, FOR THE NEW ZEALAND SUPERANNUATION FUND	PO Box 106 607 Auckland 1143 New Zealand Level 12 Zurich House 21 Queens Street Auckland 1010	101797	0.02
166	FONDS DE COMPENSATION DE LA SECURITE SOCIALE,SICAV -FIS-ACTIONS EMMA INDEXE	31 Z A Bourmicht Bertrange	31403	0.01

Sr. No.	Name of the FI	Address	Number of shares held	% of shares held
167	NORTHERN TRUST COMMON EMERGING MARKETS INDEX FUND - NON-LENDING	50 South LaSalle Street Chicago Illinois	34314	0.01
168	LEGAL & GENERAL GLOBAL EMERGING MARKETS INDEX FUND	50 Bank Street London	56453	0.01
169	PGGM WORLD EQUITY II B. V.	Noordweg-Noord 150 Zeist	52790	0.01
170	FIDELITY FUNDS-EMERGING MARKETS POOL 2	2a Rue Albert Borschette Luxembourg Luxembourg	256320	0.05
171	NORTHERN TRUST GLOBAL INVESTMENTS COLLECTIVE FUNDS TRUST	50 South LaSalle Street Chicago Illinois	310143	0.06
172	NORTHERN TRUST COMMON ALL COUNTRY WORLD EX-US INVE STABLE MARKET INDEX FUND-NON LENDING	50 South LaSalle Street Chicago Illinois	11670	0.00
173	CITY OF FRESNO RETIREMENT SYSTEMS	2828 Fresno Street Suite 201 Fresno CA	126857	0.03
174	CITY OF LOS ANGELES FIRE AND POLICE PENSION PLAN	360 E Second Street Suite 600 Los Angeles CA	607052	0.12
175	FUTURE FUND BOARD OF GUARDIANS MANAGED BY STATE ST REET GLOBAL ADVISORS	Level 43 120 Collins Street Melbourne Victoria	160301	0.03
176	THE NOMURA TRUST AND BANKING CO., LTD AS THE TRUST EE OF EMERGING EQUITY MOTHER FUND	2-2-2 Otemachi Chiyoda-ku Tokyo	23100	0.00
177	JUPITER INDIA FUND	135 Bishopsgate London	336160	0.07
178	KUWAIT INVESTMENT AUTHORITY FUND 604	Ministries Complex Building No 3 Floor No 2 PO Box no 64 safat	107668	0.02
179	UTAH STATE RETIREMENT SYSTEMS	540 East 200 South Salt Lake City Utah	27656	0.01
180	CAMAS INVESTMENTS PTE. LTD.	60B Orchard Road 06 18 Tower 2 The Atrium Orchard	4250941	0.87
181	NORTHERN TRUST COMMON ALL COUNTRY WORLD INDEX (ACW I) EX-US FUND - LENDING	50 South LaSalle Street Chicago Illinois	11705	0.00
182	KUWAIT INVESTMENT AUTHORITY FUND 601	Ministries Complex Building No 3 Floor No 2 PO Box no 64 safat	1840980	0.37
183	NORTHERN EMERGING MARKETS EQUITY INDEX FUND	50 South LaSalle Street Chicago Illinois	51266	0.01
184	STICHTING BEDRIJFSTAKPENSIOENFONDS VOOR HET BEROEP SVERVOER OVER DE WEG	Europaweg 27 Groningen	61489	0.01
185	EMERGING MARKETS SOCIAL CORE EQUITY PORTFOLIO OF D FA INVESTMENT DIMENSIONS GROUP INC.	6300 Bee Cave Road Building One Austin Texas 78746 USA	41899	0.01
186	MUNICIPAL EMPLOYEES ANNUITY AND BENEFIT FUND OF CH ICAGO	321 N Clark St Suite 700 Chicago Illinois	95	0.00
187	EMERGING MARKETS CORE EQUITY PORTFOLIO (THE PORTFO LIO) OF DFA INVESTMENT DIMENSIONS GROUP INC. (DFAI DG)	6300 Bee Cave Road Building One Austin Texas 78746 USA	276501	0.06
188	THE EMERGING MARKETS SERIES OF THE DFA INVESTMENT TRUST COMPANY	6300 Bee Cave Road Building One Austin Texas 78746 USA	157840	0.03
189	LOS ANGELES CITY EMPLOYEES RETIREMENT SYSTEM	202 West First Street Suite 500 Los Angeles California	178324	0.04
190	LEGAL AND GENERAL ASSURANCE (PENSION MANAGEMENT) L IMITED	One Coleman Street London	612327	0.12
191	LEGAL AND GENERAL ASSURANCE SOCIETY LIMITED	1 Coleman Street London	3270	0.00
192	ARKA INDIA FUND	4th Floor 19 Bank Street Cybercity Ebene - 72201	10560	0.00
193	CALIFORNIA STATE TEACHERS RETIREMENT SYSTEM - SELF MANAGED 2	HSBC SECURITIES SERVICES 11TH FLOOR, BLDG 3, NESCO - IT PARK NESCO COMPLEX, W.E. HIGHWAY GOREGAON (EAST), MUMBAI	21994	0.00
194	C WORLDWIDE INDIA	1 rue Schiller L-2519	49322	0.01
195	GALLUS AKTIEN EMERGING MARKETS AKTIV	HSBC SECURITIES SERVICES 11TH FLOOR, BLDG 3, NESCO - IT PARK NESCO COMPLEX, W.E. HIGHWAY GOREGAON (EAST), MUMBAI	657	0.00
196	ACHMEA IM EMERGING MARKETS EQUITY FUND	HSBC SECURITIES SERVICES 11TH FLOOR, BLDG 3, NESCO - IT PARK NESCO COMPLEX, W.E. HIGHWAY GOREGAON (EAST), MUMBAI	52330	0.01

Sr. No.	Name of the FI	Address	Number of shares held	% of shares held
197	HSBC BANK PLC AS TRUSTEE OF STATE STREET AUT EMERG ING MARKET SCREENED (EX CONTROVERSIES AND CW) INDE X EQUITY FUND	8 CANADA SQUARE LONDON LONDON	61259	0.01
198	FEDERATION OF NATIONAL PUBLIC SERVICE PERSONNEL MU TUAL AID ASSOCIATIONS 10501-0001	44835 Kudan-minami 1-Chome Chiyoda-ku Tokyo Tokyo	26300	0.01
199	HSBC ETFS PLC - HSBC MSCI EMERGING MARKETS CLIMATE PARIS ALIGNED UCITS ETF	25/28 North Wall Quay IFSC Dublin1 Dublin 1 Leinster	2384	0.00
200	HSBC ETFS PLC - HSBC MSCI AC ASIA PACIFIC EX JAPAN CLIMATE PARIS ALIGNED UCITS ETF	25/28 North Wall Quay IFSC Dublin1 Dublin 1 Leinster	1887	0.00
201	TRANS EXT GLOBAL EMRG MKTS	1000 RED RIVER STREET AUSTIN TEXAS	2356	0.00
202	CALIFORNIA PUBLIC EMPLOYEES RETIREMENT SYSTEM MANA GED BY BAILLIE GIFFORD OVERSEAS LIMITED	400 Q STREET LPE ROOM 4800 SCARAMENTO CA	639532	0.13
203	LVIP SSGA EMERGING MARKETS EQUITY INDEX FUND	1301 SOUTH HARRISON STREET FORT WAYNE INDIANA	12704	0.00
204	TEACHER RETIREMENT SYSTEM OF TEXAS - SELF MANAGED 3	1000 RED RIVER STREET AUSTIN TEXAS	63	0.00
205	ALBERTA INVESTMENT MANAGEMENT CORPORATION AS A TRU STEE OF THE GOVERNMENT OF THE PROVINCE OF ALBERTA MANAGED BY THE ALBERTA INVESTMENT MANAGEMENT CORPO	C/O ALBERTA INVESTMENT MANAGEMENT CORPORATION 1100-10830 JASPER AVENUE EDMONTON AB	21500	0.00
206	CITY OF NEW YORK GROUP TRUST	ONE CENTRE STREET NEW YORK NY 10007 2341	141278	0.03
207	CALIFORNIA PUBLIC EMPLOYEES' RETIREMENT SYSTEM	400 Q STREET LPE ROOM 4800 SACRAMENTO CA	534549	0.11
208	WORLD EQUITIES	90 Boulevard pasteur Paris Paris	1471	0.00
209	SPDR BLOOMBERG SASB EMERGING MARKETS ESG SELECT ET F	ONE IRON STREET BOSTON BOSTON MASSACHUSETTS	235	0.00
210	CC&L Q EMERGING MARKETS EQUITY UCITS FUND, A SUB-F UND OF CONNOR, CLARK & LUNN UCITS ICAV	2nd Floor Block E Iveagh Court Harcourt Road Dublin 2 Leinster	247	0.00
211	HSBC EMERGING MARKETS EQUITY INDEX FUND	3rd Floor 885 West Georgia Street Vancouver British Columbia	609	0.00
212	M&G FUNDS (1) BLACKROCK EMERGING MARKETS EQUITY FU ND	10 Fenchurch Avenue London London	3950	0.00
213	INDIA ACORN ICAV ASHOKA INDIA ESG FUND	2ND FLOOR BLOCK E IVEAGH COURT HARCOURT ROAD DUBLIN DUBLIN	7555	0.00
214	UNIVERSITY OF WISCONSIN FOUNDATION - WASATCH ADVIS ORS, INC.	1848 University Avenue Madison Wisconsin	77968	0.02
215	AMUNDI INDEX SOLUTIONS - AMUNDI PRIME EMERGING MAR KETS	5 ALLEE SCHEFFER LUXEMBOURG LUXEMBOURG	583	0.00
216	PUBLIC EMPLOYEES RETIREMENT SYSTEM OF OHIO	277 EAST TOWN STREET COLUMBUS OH 43215 USA	142289	0.03
217	PENSION FUND ASSOCIATION FOR LOCAL GOVERNMENT OFFI CIALS 18420-7118	44562 Uchisaiwaicho 2-chome Chiyoda-ku Tokyo Tokyo	18642	0.00
218	PENSION FUND ASSOCIATION FOR LOCAL GOVERNMENT OFFI CIALS 18420-7117	44562 Uchisaiwaicho 2-chome Chiyoda-ku Tokyo Tokyo	18642	0.00
219	SEI TRUST COMPANY, AS TRUSTEE ON BEHALF OF WASATCH EMERGING MARKETS SMALL CAP CIT	One Freedom Valley Drive Oaks Pennsylvania	72261	0.01
220	PREVOYANCE.NE FUND - PREVOYANCE.NE GLOBAL ASSETS	9th floor Uetlibergstrasse 231 Zurich Zurich	5422	0.00
221	BAILLIE GIFFORD INTERNATIONAL ALPHA COLLECTIVE INV ESTMENT FUND	12 GILL ST. SUITE 2600 WOBURN MASSACHUSETTS	389076	0.08
222	VANGUARD FUNDS PLC / VANGUARD ESG GLOBAL ALL CAP U CITS ETF	70 Sir John Rogerson's Quay Dublin 2 Dublin	2475	0.00
223	HSBC INDEX TRACKER INVESTMENTS FUNDS FTSE ALL-WORL D INDEX FUND	HSBC - Level 23 8 CANADA SQUARE Canary Wharf London	12220	0.00
224	HSBC MSCI EMERGING MARKETS UCITS ETF	25/28 North Wall Quay IFSC DUBLIN LEINSTER	76162	0.02
225	SAUDI CENTRAL BANK RE EMERGING MARKET EQUITY PORTFO LIO 2	PO BOX 2992 SAMA RIYADH RIYADH	83705	0.02

Sr. No.	Name of the FI	Address	Number of shares held	% of shares held
226	THE MASTER TRUST BANK OF JAPAN, LTD. AS TRUSTEE OF NISSAY EMERGING MARKETS EQUITY INDEX II MOTHER FUND	44631 Hamamatsucho 2-chome Minato-ku Tokyo Tokyo	452	0.00
227	INVESTERINGSFORENINGEN C WORLDWIDE AFDELING INDIEN KL	26 Dampfaergevej Copenhagen Denmark	25334	0.01
228	SWISSCANTO (CH) INDEX FUND V - SWISSCANTO (CH) INDEX EQUITY FUND EMERGING MARKETS RESPONSIBLE	Bahnhofstrasse 9 Zurich Zurich Zurich	72162	0.01
229	REASSURE LIMITED	WINDSOR HOUSE IRONMASTERS WAY TELFORD	4930	0.00
230	HSBC ETFs PLC - HSBC EMERGING MARKET SUSTAINABLE EQUITY UCITS ETF	25/28 North Wall Quay DUBLIN 1 DUBLIN 1 LEINSTER	7275	0.00
231	HSBC ETFs PLC - HSBC ASIA PACIFIC EX JAPAN SUSTAINABLE EQUITY UCITS ETF	25/28 NORTH WALL QUAY DUBLIN 1 DUBLIN 1 LEINSTER	26186	0.01
232	AMUNDI INDEX SOLUTIONS - AMUNDI INDEX MSCI EMERGING ESG BROAD CTB	5 ALLEE SCHEFFER LUXEMBOURG LUXEMBOURG	2028	0.00
233	VANGUARD INVESTMENT SERIES PLC - VANGUARD ESG EMERGING MARKETS ALL CAP EQUITY INDEX FUND	70 Sir John Rogerson's Qu Dublin 2 Dublin	21410	0.00
234	SOCIETE GENERALE - ODI	29 BOULEVARD HAUSSMANN PARIS	1650258	0.34
235	SOCIETE GENERALE	29 BOULEVARD HAUSSMANN PARIS	753908	0.15
236	SPARX JAPAN ASIA BEST PICK FUND	MAPLES CORPORATE SERVICES LIMITED PO BOX 309 UGLAND HOUSE GRAND CAYMAN KY1 1104	17336	0.00
237	KOLUMBAN - BALANCED 2	UETLIBERGSTRASSE 231 ZURICH	15266	0.00
238	AXA VORSORGE FONDS II - EQUITIES EMERGING MARKETS PASSIVE	UETLIBERGSTRASSE 231 ZURICH	52041	0.01
239	FSSA GLOBAL EMERGING MARKETS FOCUS FUND AS A SUB FUND OF FIRST SENTIER INVESTORS GLOBAL UMBRELLA FUND PLC	70 SIR JOHN ROGERSONS QUAY DUBLIN 2 IRELAND	47164	0.01
240	XTRACKERS EMERGING MARKETS CARBON REDUCTION AND CLIMATE IMPROVERS ETF	875 THIRD AVENUE NEW YORK NY 10022 UNITED STATES OF AMERICA	23926	0.00
241	BRIDGE BUILDER INTERNATIONAL EQUITY FUND	615 EAST MICHIGAN STREET MILWAUKEE WISCONSIN	975448	0.20
242	XTRACKERS MSCI ALL WORLD EX US HEDGED EQUITY ETF	875 THIRD AVENUE NEW YORK NY 10022 UNITED STATES OF AMERICA	1437	0.00
243	ASHOKA INDIA OPPORTUNITIES FUND	2nd FLOOR BLOCK E IVEAGH COURT HARCOURT ROAD DUBLIN 2	350639	0.07
244	BEST INVESTMENT CORPORATION MANAGED BY FIDELITY	ROOM 936 BUILDING NO 2 NO 1 YARD NAOSHIKOU STREET XICHENG DISTRICT BEIJING	110158	0.02
245	INVECO INDIA ETF	3500 LACEY ROAD DOWNERS GROVE IL 60515	23749	0.00
246	IFAST-DWS INDIA EQUITY FUND	21 COLLYER QUAY 13-02 HSBC BUILDING	36000	0.01
247	COX ENTERPRISES, INC. MASTER TRUST	6205 A PEACHTREE DUNWOODY RD NE FL 16 ATLANTA GEORGIA	120357	0.02
248	UNITED CHURCH FUNDS, INC	475 RIVERSIDE DR RM 1020 NEW YORK NEW YORK	22294	0.00
249	SAUDI ARABIAN MONETARY AUTHORITY - GLOBAL EQUITY PORTFOLIO 12	PO BOX 2992 RIYADH	29486	0.01
250	BCT POOLED INVESTMENT FUND SERIES - SMART ASIAN EQUITY FUND	18 F COSCO TOWER 183 QUEENS ROAD CENTRAL HONG KONG	3090	0.00
251	THE MASTER TRUST BANK OF JAPAN, LTD. AS TRUSTEE OF NISSAY EMERGING MARKETS EQUITY INDEX MOTHER FUND	2-11-3 HAMAMATSUCHO MINATO-KU TOKYO JAPAN	1456	0.00
252	SWISSCANTO (CH) INDEX FUND V - SWISSCANTO (CH) INDEX EQUITY FUND EMERGING MARKETS	BAHNHOFSTR 9 ZURICH	52673	0.01
253	CUSTODY BANK OF JAPAN, LTD. SMTB SPARX ASIA GENSEN TOSHU MOTHER FUND	8-11 HARUMI 1 CHOME CHUO-KU TOKYO	7886	0.00
254	SPARX ASIA MIDDLE EAST EQUITY INCOME FUND	MAPLES CORPORATE SERVICES LIMITED PO BOX 309 UGLAND HOUSE GRAND CAYMAN KY1 1104	11879	0.00
255	ISHARES CORE MSCI ASIA EX JAPAN ETF	C/O BLACKROCK ASSET MANAGEMENT NORTH ASIA LIMITED 16/F CHAMPION TOWER 3 GARDEN ROAD CENTRAL	52564	0.01

Sr. No.	Name of the FII	Address	Number of shares held	% of shares held
256	CUSTODY BANK OF JAPAN, LTD. RE: RB RAM INTERNATIONAL EMERGING COUNTRIES EQUITY MOTHER FUND	8-11 HARUMI 1 CHOME CHUO-KU TOKYO	5683	0.00
257	AMUNDI INDEX SOLUTIONS - AMUNDI INDEX MSCI EMERGING MARKETS	AMUNDI INDEX SOLUTIONS 5 ALLEE SCHEFFER LUXEMBOURG	177158	0.04
258	SAUDI CENTRAL BANK - EMERGING MARKET PORTFOLIO 12	PO BOX 2992 RIYADH	221602	0.05
259	UPMC BASIC RETIREMENT PLAN MASTER TRUST	600 GRANT STREET USS TOWER 58 FLOOR PITTSBURGH PENNSYLVANIA	9129	0.00
260	POOL REINSURANCE COMPANY LIMITED	5 LLOYD'S AVENUE LONDON	317	0.00
261	JAPAN MUTUAL AID ASSOCIATION OF PUBLIC SCHOOL TEACHERS 10512-7002	9-5 KANDA SURUGADAI 2-CHOME CHIYODA-KU TOKYO JAPAN	12435	0.00
262	JAPAN MUTUAL AID ASSOCIATION OF PUBLIC SCHOOL TEACHERS 10512-7001	9-5 KANDA SURUGADAI 2-CHOME CHIYODA-KU TOKYO JAPAN	13998	0.00
263	SAUDI CENTRAL BANK - EMERGING MARKET PORTFOLIO 1	PO BOX 2992 RIYADH	743856	0.15
264	NATIONAL FEDERATION OF MUTUAL AID ASSOCIATIONS FOR MUNICIPAL PERSONNEL 18464-2107	NIBAN-CHO 2 CHIYODA-KU TOKYO JAPAN	14343	0.00
265	NATIONAL FEDERATION OF MUTUAL AID ASSOCIATIONS FOR MUNICIPAL PERSONNEL 18464-2106	NIBAN-CHO 2 CHIYODA-KU TOKYO JAPAN	6892	0.00
266	XTRACKERS MSCI EMERGING MARKETS HEDGED EQUITY ETF	345 PARK AVENUE NEW YORK NY 10154 - 0115	3019	0.00
267	NATIONAL FEDERATION OF MUTUAL AID ASSOCIATIONS FOR MUNICIPAL PERSONNEL 10502-0005	NIBAN-CHO 2 CHIYODA-KU TOKYO JAPAN 102-0084	18433	0.00
268	NATIONAL FEDERATION OF MUTUAL AID ASSOCIATIONS FOR MUNICIPAL PERSONNEL 10502-0004	NIBAN-CHO 2 CHIYODA-KU TOKYO JAPAN	15239	0.00
269	THE NORTH CAROLINA SUPPLEMENTAL RETIREMENT PLANS GROUP TRUST	3200 ATLANTIC AVENUE RALEIGH NORTH CAROLINA	509727	0.10
270	PENSION FUND ASSOCIATION FOR LOCAL GOVERNMENT OFFICIALS 18580-7008	5-26 AKASAKA 8 MINATO-KU TOKYO JAPAN	533	0.00
271	PENSION FUND ASSOCIATION FOR LOCAL GOVERNMENT OFFICIALS 18580-7007	5-26 AKASAKA 8 MINATO-KU TOKYO JAPAN	1002	0.00
272	PENSION FUND ASSOCIATION FOR LOCAL GOVERNMENT OFFICIALS 18420-7087	5-26 AKASAKA 8 MINATO-KU TOKYO JAPAN	12876	0.00
273	PENSION FUND ASSOCIATION FOR LOCAL GOVERNMENT OFFICIALS 18420-7090	5-26 AKASAKA 8 MINATO-KU TOKYO JAPAN	18079	0.00
274	PENSION FUND ASSOCIATION FOR LOCAL GOVERNMENT OFFICIALS 18420-7092	5-26 AKASAKA 8 MINATO-KU TOKYO	24668	0.01
275	PENSION FUND ASSOCIATION FOR LOCAL GOVERNMENT OFFICIALS 18420-7091	5-26 AKASAKA 8 MINATO-KU TOKYO	20821	0.00
276	PENSION FUND ASSOCIATION FOR LOCAL GOVERNMENT OFFICIALS 18420-7086	5-26 AKASAKA 8 MINATO-KU TOKYO	20664	0.00
277	PENSION FUND ASSOCIATION FOR LOCAL GOVERNMENT OFFICIALS 18420-7085	5-26 AKASAKA 8 MINATO-KU TOKYO	23027	0.00
278	PENSION FUND ASSOCIATION FOR LOCAL GOVERNMENT OFFICIALS 18420-7089	5-26 AKASAKA 8 MINATO-KU TOKYO JAPAN	19081	0.00
279	PENSION FUND ASSOCIATION FOR LOCAL GOVERNMENT OFFICIALS 18420-7088	5-26 AKASAKA 8 MINATO-KU TOKYO JAPAN	12919	0.00
280	THE MASTER TRUST BANK OF JAPAN, LTD. AS TRUSTEE OF THE PROMOTION AND MUTUAL AID CORPORATION FOR PRIVATE SCHOOLS OF JAPAN MUTB400021536	2-11-3 HAMAMATSUCHO MINATO-KU TOKYO	17707	0.00
281	PUBLIC EMPLOYEES RETIREMENT ASSOCIATION OF NEW MEXICO	33 PLAZA LA PRENSA SANTA FE NEW MEXICO	778	0.00
282	RESONA BANK, LTD. (AS TRUSTEE FOR PENSION COMMINGLED FUND) 00729-7035	2-1 BINGOMACHI 2-CHOME CHUO-KU OSAKA JAPAN	1190	0.00
283	LANSFORSÄKRINGAR TILLVÄXTMARKNAD INDEX	TEGELUDDSVAGEN 11-13 STOCKHOLM STOCKHOLM	37231	0.01
284	AMUNDI FUNDS SBI FM INDIA EQUITY	5 ALLEE SCHEFFER LUXEMBOURG	694424	0.14
285	CLSA GLOBAL MARKETS PTE. LTD.	80 RAFFLES 18-01 UOB PLAZA 1 048624 SINGAPORE	18117	0.00

Sr. No.	Name of the FI	Address	Number of shares held	% of shares held
286	THE MASTER TRUST BANK OF JAPAN, LTD. AS TRUSTEE OF THE PROMOTION AND MUTUAL AID CORPORATION FOR PRIVATE SCHOOLS OF JAPAN MTB400021492	2-11-3 HAMAMATSUCHO MINATO-KU TOKYO	6407	0.00
287	CSIF CH EQUITY EMERGING MARKETS BLUE	UETLIBERGSTRASSE 231 ZURICH SWITZERLAND	160661	0.03
288	FSSA ASIA FOCUS FUND AS A SUB FUND OF FIRST SENTIER INVESTORS GLOBAL UMBRELLA FUND PLC	ARTHUR COX BUILDING EARLSFORT TERRACE DUBLIN	144236	0.03
289	DRAGON PEACOCK INVESTMENTS LIMITED	DEUTSCHE INTERNATIONAL TRUST CORPORATION (MAURITIUS) LIMITED 4TH FLOOR BARKLY WHARF EAST LE CAUDAN WATERFRONT PORT LOUIS	444339	0.09
290	PLATO INSTITUTIONAL INDEX FUND	HAVENLAAN 2 1080 BRUSSELS HAVENLAAN 2 BRUSSELS	6962	0.00
291	KBC EQUITY FUND	HAVENLAAN 2 1080 BRUSSELS HAVENLAAN 2	54138	0.01
292	ASHOKA INDIA EQUITY INVESTMENT TRUST PLC	1st Floor Senator House Queen Victoria Street London	65692	0.01
293	K INDIA OPPORTUNITIES FUND LIMITED CLASS R	C/o IQ EQ Fund Services (Mauritius) Ltd 33 Edith Cavell Street Port Louis	100727	0.02
294	AUSTRALIAN RETIREMENT TRUST MANAGED BY STATE STREET GLOBAL ADVISORS, AUSTRALIA LIMITED - SUQ8	CITIBANK N.A. CUSTODY SERVICES FIFC- 9TH FLOOR, G BLOCK PLOT C-54 AND C-55, BKC BANDRA - EAST, MUMBAI	15494	0.00
295	DIMENSIONAL EMERGING MARKETS SUSTAINABILITY CORE 1 ETF OF DIMENSIONAL ETF TRUST	CITIBANK N.A. CUSTODY SERVICES FIFC- 9TH FLOOR, G BLOCK PLOT C-54 AND C-55, BKC BANDRA - EAST, MUMBAI	8759	0.00
296	SWEDBANK ROBUR ACCESS ASIEN	CITIBANK N.A. CUSTODY SERVICES FIFC- 9TH FLOOR, G BLOCK PLOT C-54 AND C-55, BKC BANDRA - EAST, MUMBAI	77920	0.02
297	AMX UCITS CCF - STOREBRAND - EMERGING MARKETS ESG PLUS	CITIBANK N.A. CUSTODY SERVICES FIFC- 9TH FLOOR, G BLOCK PLOT C-54 AND C-55, BKC BANDRA - EAST, MUMBAI	799	0.00
298	THE MASTER TRUST BANK OF JAPAN, LTD. AS TRUSTEE FOR GOVERNMENT PENSION INVESTMENT FUND MTBJ400045849	11 3 HAMAMATSUCHO 2-CHOME MINATO-KU TOKYO	242019	0.05
299	THE MASTER TRUST BANK OF JAPAN, LTD. AS TRUSTEE FOR GOVERNMENT PENSION INVESTMENT FUND MTBJ400045835	11-3 HAMAMATSUCHO 2-CHOME MINATO-KU TOKYO 105-8579 JAPAN	159511	0.03
300	THE MASTER TRUST BANK OF JAPAN, LTD. AS TRUSTEE FOR GOVERNMENT PENSION INVESTMENT FUND MTBJ400045829	11-3 HAMAMATSUCHO 2-CHOME MINATO-KU TOKYO 105-8579 JAPAN	303438	0.06
301	THE MASTER TRUST BANK OF JAPAN, LTD. AS TRUSTEE FOR GOVERNMENT PENSION INVESTMENT FUND MTBJ400045828	11-3 HAMAMATSUCHO 2-CHOME MINATO-KU TOKYO 105-8579 JAPAN	112271	0.02
302	THE MASTER TRUST BANK OF JAPAN, LTD. AS TRUSTEE FOR GOVERNMENT PENSION INVESTMENT FUND MTB400045795	11-3 HAMAMATSUCHO 2-CHOME MINATO-KU TOKYO 105-8579 JAPAN	268988	0.05
303	THE MASTER TRUST BANK OF JAPAN, LTD. AS TRUSTEE FOR GOVERNMENT PENSION INVESTMENT FUND MTB400045794	11-3 HAMAMATSUCHO 2-CHOME MINATO-KU TOKYO 105-8579 JAPAN	170736	0.03
304	THE MASTER TRUST BANK OF JAPAN, LTD. AS TRUSTEE FOR GOVERNMENT PENSION INVESTMENT FUND MTB400045792	11-3 HAMAMATSUCHO 2-CHOME MINATO-KU TOKYO	279404	0.06
305	WISDOMTREE EMERGING MARKETS EX-CHINA FUND	CITIBANK N.A. CUSTODY SERVICES FIFC- 9TH FLOOR, G BLOCK PLOT C-54 AND C-55, BKC BANDRA - EAST, MUMBAI	409	0.00
306	LEGAL & GENERAL ICAV - L&G EMERGING MARKETS EQUITY INDEX FUND	CITIBANK N.A. CUSTODY SERVICES FIFC- 9TH FLOOR, G BLOCK PLOT C-54 AND C-55, BKC BANDRA - EAST, MUMBAI	34320	0.01
307	LEGAL & GENERAL ICAV - L&G EMERGING MARKETS EQUITY FUTURE CORE FUND	CITIBANK N.A. CUSTODY SERVICES FIFC- 9TH FLOOR, G BLOCK PLOT C-54 AND C-55, BKC BANDRA - EAST, MUMBAI	5428	0.00
308	UBS (IRL) FUND SOLUTIONS II ICAV - MSCI EMERGING MARKETS LOW CARBON TARGET INDEX FUND	CITIBANK N.A. CUSTODY SERVICES FIFC- 9TH FLOOR, G BLOCK PLOT C-54 AND C-55, BKC BANDRA - EAST, MUMBAI	1515	0.00
309	LEGAL & GENERAL FUTURE WORLD ESG EMERGING MARKETS INDEX FUND	50 Bank Street London London	2960	0.00
310	WORLD ALLOCATION 60/40 FUND OF DIMENSIONAL FUNDS PLC	25/28 NORTH WALL QUAY DUBLIN	5667	0.00

Sr. No.	Name of the FII	Address	Number of shares held	% of shares held
311	MONETARY AUTHORITY OF SINGAPORE	10 SHENTON WAY MAS BUILDING	732639	0.15
312	GOVERNMENT OF SINGAPORE	168 Robinson Road 37-01 Capital Tower	5098031	1.04
313	MGI FUNDS PLC - MERCER PASSIVE EMERGING MARKETS EQUITY FUND-IRISH LIFE INVESTMENT MANAGERS LIMITED	70 SIR JOHN ROGERSON'S QUAY DUBLIN	186960	0.04
314	MERCER UCITS COMMON CONTRACTUAL FUND - NFU MUTUAL GLOBAL REGIONAL CORE FUND	70 SIR JOHN ROGERSON'S QUAY DUBLIN	23237	0.00
315	MERCER QIF FUND PLC-MERCER INVESTMENT FUND 1	70 SIR JOHN ROGERSON'S QUAY DUBLIN 2	28650	0.01
316	XTRACKERS (IE) PLC - XTRACKERS FTSE ALL-WORLD EX UK UCITS ETF	78 SIR JOHN ROGERSON'S QUAY DUBLIN	2042	0.00
317	DIMENSIONAL EMERGING MARKETS CORE EQUITY 2 ETF OF DIMENSIONAL ETF TRUST	251 Little Falls Drive New Castle County Wilmington Delaware	13160	0.00
318	AUSTRALIAN RETIREMENT TRUST MANAGED BY STATE STREET GLOBAL ADVISORS, AUSTRALIA, LIMITED - QSPR	70 Eagle Street Brisbane Queensland	34027	0.01
319	AUSTRALIAN RETIREMENT TRUST MANAGED BY STATE STREET GLOBAL ADVISORS, AUSTRALIA LIMITED - SUQP	70 Eagle Street Brisbane Queensland	3623	0.00
320	THE NT AC ASIA EX JAPAN GREEN TRANSITION INDEX FUND	George's Court 54-62 Townsend Street Dublin 2 Dublin	1099	0.00
321	SWEDBANK ROBUR ACCESS EDGE EMERGING MARKETS	40 LANDSVAGEN SUNDBYBERG STOCKHOLM	221588	0.05
322	THE MASTER TRUST BANK OF JAPAN, LTD. AS TRUSTEE OF MUTB300000120-STOCK	2-11-3 HAMAMATSUCHO MINATO-KU TOKYO 105-8579	1594	0.00
323	THE MASTER TRUST BANK OF JAPAN, LTD. AS TRUSTEE OF MUTB300000069-STOCK	2-11-3 HAMAMATSUCHO MINATO-KU TOKYO 105-8579	6329	0.00
324	EMERGING MARKETS SUSTAINABILITY CORE EQUITY FUND OF DIMENSIONAL FUNDS PLC	25/28 NORTH WALL QUAY DUBLIN	10831	0.00
325	NORTHERN TRUST COLLECTIVE EMERGING MARKETS EX CHINA INVESTABLE MARKET INDEX FUND - NON-LENDING	50 S. LaSalle Street Chicago Illinois	9885	0.00
326	MASSACHUSETTS INSTITUTE OF TECHNOLOGY BASIC RETIREMENT PLAN TRUST	77 MASSACHUSETTS AVENUE CAMBRIDGE MA	208169	0.04
327	MASSACHUSETTS INSTITUTE OF TECHNOLOGY	77 MASSACHUSETTS AVENUE CAMBRIDGE MA	1014944	0.21
328	EMERGING MARKETS EX CHINA CORE EQUITY PORTFOLIO OF DFA INVESTMENT DIMENSIONS GROUP INC.	Suite 820 7 St. Paul Street Baltimore Maryland	17119	0.00
329	238 PLAN ASSOCIATES LLC	ONE BROADWAY 9TH FLOOR SUITE 200 CAMBRIDGE MA	35300	0.01
330	WISDOMTREE EMERGING MARKETS EFFICIENT CORE FUND	1209 Orange Street Wilmington Delaware	255	0.00
331	JUPITER SOUTH ASIA INVESTMENT COMPANY LIMITED - SOUTH ASIA ACCESS FUND	C/O CIM FUND SERVICES LTD 33 EDITH CAVELL STREET PORT LOUIS	69894	0.01
332	QIC LISTED EQUITIES FUND	Level 5 66 Eagle Street Brisbane QLD	4144	0.00
333	LGPS CENTRAL GLOBAL MULTI FACTOR EQUITY INDEX FUND	Mander House Mander Centre Wolverhampton West Midlands	2000	0.00
334	DIMENSIONAL WORLD EX U.S. CORE EQUITY 2 ETF OF DIMENSIONAL ETF TRUST	251 Little Falls Drive New Castle County Wilmington Delaware	21635	0.00
335	PRIME SUPER	Level 24 500 Collins Street MELBOURNE VICTORIA	9574	0.00
336	DFA AUSTRALIA LIMITED AS RESPONSIBLE ENTITY FOR DIMENSIONAL EMERGING MARKETS SUSTAINABILITY TRUST	Level 43 1 Macquarie Place Sydney New South Wales	13454	0.00
337	SCOTTISH WIDOWS INVESTMENT SOLUTIONS FUNDS ICVC - FUNDAMENTAL LOW VOLATILITY INDEX EMERGING MARKETS EQUITY FUND	CHARLTON PLACE ANDOVER HAMPSHIRE	10115	0.00
338	ITHAN CREEK MASTER INVESTORS (CAYMAN) L.P.	89 NEXUS WAY CAMANA BAY GRAND CAYMAN	113946	0.02
339	BAY POND PARTNERS, L.P.	2711 CENTERVILLE ROAD SUITE 400 WILMINGTON	440980	0.09

Sr. No.	Name of the FII	Address	Number of shares held	% of shares held
340	BAY POND INVESTORS (BERMUDA) L.P.	CLARENDON HOUSE 2 CHURCH STREET HAMILTON	75767	0.02
341	WISDOMTREE ISSUER ICAV - WISDOMTREE EMERGING MARKETS EX-STATE-OWNED ENTERPRISES ESG SCREENED UCITS ETF	25-28 NORTH WALL QUAY Dublin	189	0.00
342	UNIVERSAL-INVESTMENT-GESELLSCHAFT MBH FOR KPFT-UNI VERSAL-FONDS	70 Theodor-Heuss- Allee Frankfurt	1489	0.00
343	UBS (IRL) ETF PLC - MSCI EMERGING MARKETS CLIMATE PARIS ALIGNED UCITS ETF	32 MOLESWORTH STREET DUBLIN	3117	0.00
344	ISHARES CORE MSCI TOTAL INTERNATIONAL STOCK ETF	1209 The Corporation Trust Company Orange Street Wilmington Delaware	261917	0.05
345	ISHARES MSCI INDIA ETF	The Corporation Trust Company 1209 Orange Street Wilmington Delaware	1279966	0.26
346	CREDIT SUISSE INDEX FUND (LUX) - CSIF (LUX) EQUITY EMERGING MARKETS	5 RUE JEAN MONNET L-2180 LUXEMBOURG	18316	0.00
347	FSSA GLOBAL EMERGING MARKETS FOCUS FUND	Level 18 123 Pitt Street Sydney New South Wales	164675	0.03
348	LGASUPER	LEVEL 20 333 ANN STREET BRISBANE QUEENSLAND	14653	0.00
349	LAKSHMI CAPITAL INVESTMENTS LIMITED	C/O GFIN CORPORATE SERVICES LTD 9 TH FLOOR ORANGE TOWER CYBERCITY EBENE	269463	0.05
350	TRUSTEES OF THE MINEWORKERS' PENSION SCHEME LIMITED - MINEWORKERS' PENSION SCHEME	VENTANA HOUSE 2 CONCOURSE WAY SHEAF STREET SHEFFIELD S1 2BJ UNITED KINGDOM	17161	0.00
351	ISHARES IV PUBLIC LIMITED COMPANY - ISHARES MSCI EM EX-CHINA UCITS ETF	JP Morgan 200 Capital Dock 79 Sir John Rogerson's Quay Dublin	3615	0.00
352	THE NT EMERGING MARKETS GREEN TRANSITION INDEX FUND	George's Court 52-62 Townsend Street Dublin Dublin	11255	0.00
353	INTERNATIONAL MONETARY FUND	700 19TH STREET NW WASHINGTON DC	43566	0.01
354	ISHARES MSCI EMERGING MARKETS EX CHINA ETF	400 HOWARD STREET SAN FRANCISCO CA	174660	0.04
355	DIMENSIONAL EMERGING CORE EQUITY MARKET ETF OF DIMENSIONAL ETF TRUST	251 Little Falls Drive New Castle County Wilmington Delaware	175025	0.04
356	FIDELITY UCITS ICAV - FIDELITY SUSTAINABLE RESEARCH ENHANCED EMERGING MARKETS EQUITY UCITS ETF	George's Quay House 43 Townsend Street 2 Dublin	28083	0.01
357	NIFTY INDIA FINANCIALS ETF	10900 Hefner Pointe Drive Suite 401 Oklahoma City Oklahoma	19106	0.00
358	STICHTING PENSIOENFONDS PGB	Arent Janszoon Ernststraat 595 H 1082 LD Amsterdam	40167	0.01
359	ISHARES ESG ADVANCED MSCI EM ETF	The Corporation Trust Company 1209 Orange Street Wilmington Delaware	3894	0.00
360	CUSTODY BANK OF JAPAN, LTD. STB EMERGING MARKETS EQUITY INDEX MOTHER FUND	8 12 HARUMI 1 CHOME CHUO-KU TOKYO	7594	0.00
361	VERDIPAPIRFONDET STOREBRAND INDEKS ALLE MARKEDER	PROF KOHTS VEI 9 LYSAKER	1163	0.00
362	PUB EQUITIES EMERGING MARKETS 2	UETLIBERGSTRASSE 231 ZURICH	57788	0.01
363	PUB EQUITIES EMERGING MARKETS 1	UETLIBERGSTRASSE 231 ZURICH	64618	0.01
364	JPMORGAN DIVERSIFIED RETURN EMERGING MARKETS EQUITY ETF	270 PARK AVENUE NEW YORK NY	4326	0.00
365	AVIVA LIFE & PENSIONS UK LIMITED	WELLINGTON ROW YORK	25766	0.01
366	ABU DHABI INVESTMENT AUTHORITY - XENON	211 CORNICHE STREET P O BOX 3600 ABU DHABI	22670	0.00
367	THE DAI-ICHI LIFE INSURANCE COMPANY, LIMITED	13-1 YURAKUCHO 1-CHOME CHIYODA-KU TOKYO	19400	0.00
368	MINISTRY OF ECONOMY AND FINANCE - KOREA INVESTMENT CORPORATION - GPEQ2	SEJONG GOVERNMENT COMPLEX 477 GALMAE-RO	92858	0.02
369	BVK PERSONALVORSORGE DES KANTONS ZURICH	STAMPFENBACHSTRASSE 63 8006 ZURICH	61806	0.01
370	ALLIANZ GLOBAL INVESTORS GMBH ACTING ON BEHALF OF ALLIANZGI-FONDS DSPT	BOCKENHEIMER LANDSTRASSE 42-44 HESSE FRANKFURT/ MAIN	5026	0.00

Sr. No.	Name of the FII	Address	Number of shares held	% of shares held
371	FIDELITY INVESTMENT FUNDS - FIDELITY INDEX EMERGIN G MARKETS FUND	OAKHILL HOUSE 130 TONBRIDGE ROAD HILDENBOROUGH TONBRIDGE KENT	34928	0.01
372	VANGUARD ASIA EX JAPAN SHARES INDEX FUND	LEVEL 34 FRESHWATER PLACE 2 SOUTHBANK BOULEVARD SOUTHBANK VICTORIA	9697	0.00
373	STICHTING DEPOSITARY APG EMERGING MARKETS EQUITY P OOL	OUDE LINDESTRAAT 70	27118	0.01
374	THE MASTER TRUST BANK OF JAPAN, LTD.AS TRUSTEE FOR PENSION FUND ASSOCIATION MTBJ400039078	11-3 HAMAMATSUCHO 2-CHOME MINATO-KU TOKYO 105-8579 JAPAN	19164	0.00
375	BLACKROCK INDEX SELECTION FUND- ISHARES EMERGING M ARKETS INDEX FUND (IE)	JPMORGAN HOUSE INTERNATIONAL FINANCIAL SERVICES CENTRE	352761	0.07
376	SCHRODER INTERNATIONAL SELECTION FUND QEP GLOBAL E MERGING MARKETS	5 RUE HOHENHOF L-1736 SENNINGERBERG GRAND DUCHY OF LUXEMBOURG	14683	0.00
377	HESTA	LEVEL 20 CASSELDEN PLACE 2 LONSDALE STREET MELBOURNE VICTORIA	30397	0.01
378	FLEXSHARES MORNINGSTAR EMERGING MARKETS FACTOR TIL T INDEX FUND	50 S LASALLE STREET CHICAGO IL	3611	0.00
379	PFA KAPITALFORENING AFDELING 24 - PFA EMERGING MAR KETS AKTIER	SUNDKROGSGADE 4 COPENHAGEN	57416	0.01
380	AVIVA INVESTORS - GLOBAL EMERGING MARKETS INDEX FU ND	2 RUE DU FORT BOURBON GRAND DUCHY OF LUXEMBOURG	115931	0.02
381	ONEPATH GLOBAL EMERGING MARKETS SHARES (UNHEDGED) INDEX POOL	LEVEL 23 242 PITT STREET SYDNEY NSW	21388	0.00
382	INVESTERINGSFORENINGEN SYDINVEST	PEBERLYK 4 6200 AABENRAA	8787	0.00
383	SHELL PENSIONS TRUST LIMITED AS TRUSTEE OF THE SHE LL CONTRIBUTORY PENSION FUND	SHELL CENTRE LONDON	6727	0.00
384	STICHTING SHELL PENSIOENFONDS	BOGAARDPLEIN 41 RIJSWIJK ZH	17167	0.00
385	FIDELITY INDIA FUND	LEVEL 11 167 MACQUARIE STREET SYDNEY	195210	0.04
386	SPP EMERGING MARKETS SRI	VASAGATAN 10 STOCKHOLM	48823	0.01
387	VANGUARD EMERGING MARKETS SHARES INDEX FUND	LEVEL 34 2 SOUTHBANK BOULEVARD SOUTHBANK VICTORIA	42043	0.01
388	ISHARES EMERGING MARKETS IMI EQUITY INDEX FUND	LEVEL 26 101 COLLINS STREET MELBOURNE VIC	6450	0.00
389	ABU DHABI INVESTMENT AUTHORITY - WAY	211 CORNICHE STREET PO BOX 3600 ABU DHABI	341878	0.07
390	ABU DHABI INVESTMENT AUTHORITY - MONSOON	211 CORNICHE STREET PO BOX 3600 ABU DHABI	1749835	0.36
391	NEW YORK STATE COMMON RETIREMENT FUND	OFFICE OF THE STATE COMPTROLLER 110 STATE STREET 14TH FLOOR ALBANY NY	577735	0.12
392	VANGUARD TOTAL INTERNATIONAL STOCK INDEX FUND	100 VANGUARD BOULEVARD MALVERN PA	3182323	0.65
393	DAUPHINE MAURITIUS INVESTMENT LIMITED	C/O CIM CORPORATE SERVICES LTD LES CASCADES BUILDING EDITH CAVELL STREET PORT LOUIS	103102	0.02
394	ENVISION INDIA FUND	C/O Apex Fund Services (Mauritius) Ltd 4th Floor 19 Bank Street Cybercity Ebene Mauritius	116000	0.02
395	WISDOMTREE EMERGING MARKETS ESG FUND	245 PARK AVENUE 35TH NEW YORK CITY	3983	0.00
396	WISDOMTREE EMERGING MARKETS QUALITY DIVIDEND GROWT H FUND	245 PARK AVENUE 35TH NEW YORK N Y UNITED STATES	9977	0.00
397	WISDOMTREE EMERGING MARKETS EX-STATE- OWNED ENTERPR ISES FUND	245 PARK AVENUE 35TH FLOOR NEW YORK N Y 10167	131201	0.03
398	HARBOR INTERNATIONAL GROWTH FUND	111 SOUTH WACKER DRIVE 34TH FLOOR CHICAGO ILLINOIS	120892	0.02
399	WISDOMTREE INDIA INVESTMENT PORTFOLIO, INC.	C/O CIM GLOBAL BUSINESS 33 EDITH CAVELL STREET PORT LOUIS	144608	0.03
400	OMERS ADMINISTRATION CORPORATION - OAC CUSTODY ACC OUNT (SCV6)	ONE UNIVERSITY AVENUE SUITE 400 TORONTO ONTARIO	159204	0.03
401	STICHTING BEDRIJFSTAKPENSIOENFONDS VOOR DE DETAILH ANDEL	Euclideslaan 201	51654	0.01

Sr. No.	Name of the FII	Address	Number of shares held	% of shares held
402	LEGAL & GENERAL EMERGING MARKET COLLECTIVE INVESTMENT TRUST FUND	1100 Abernathy Road Suite 400 Atlanta GA USA	46454	0.01
403	AB SICAV I - INDIA GROWTH PORTFOLIO	44653 rue Eugene Ruppert	117630	0.02
404	EMPLOYEES RETIREMENT FUND OF THE CITY OF DALLAS	600 North Pearl St Suite 2450 Dallas TX 75201 USA	38489	0.01
405	EMERGING MARKETS SUSTAINABILITY CORE 1 PORTFOLIO	6300 BEE CAVE ROAD BUILDING ONE	38131	0.01
406	FIDELITY UCITS II ICAV / FIDELITY MSCI EMERGING MARKETS INDEX FUND	George's Quay House 43 Townsend St Dublin 2	1197	0.00
407	STICHTING PENSIOENFONDS ING	DE ENTREE 201 AMSTERDAM	19226	0.00
408	FIDELITY SALEM STREET TRUST FIDELITY FLEX INTERNATIONAL INDEX FUND	245 Summer Street Boston MA	15253	0.00
409	DELA DEPOSITARY & ASSET MANAGEMENT B.V. AS RESPONSIBLE ENTITY TO DELA EQUITY FUND 5	Oude Stadsgracht 1 Eindhoven	10451	0.00
410	FIDELITY FUNDS - INDIA FOCUS FUND	2a Rue Albert Borschette Luxembourg	2809498	0.57
411	PRINCIPAL INTERNATIONAL EQUITY FUND	Unit 1001-3 Central Plaza 18 Harbour Road Wanchai	4772	0.00
412	LEGAL & GENERAL SCIENTIFIC BETA EMERGING MARKETS FUND, LLC	71 S Wacker Drive Suite 800 Chicago IL	4373	0.00
413	WM POOL - EQUITIES TRUST NO. 75	105 153 Miller Street North Sydney	3212	0.00
414	FUTURE FUND BOARD OF GUARDIANS ON BEHALF OF MEDICAL RESEARCH FUTURE FUND MANAGED BY STATE STREET GLOBAL ADVISORS	Level 43 120 Collins Street Melbourne Victoria	5006	0.00
415	INDIA ACORN FUND LTD	4th Floor 19 Bank Street Cybercity Ebene	67761	0.01
416	SPARTAN GROUP TRUST FOR EMPLOYEE BENEFIT PLANS SPARTAN EMERGING MARKETS INDEX POOL	1 Post Office SQ Floor 20th Boston MA 02109	146773	0.03
417	MN SERVICES AANDELENFONDS EMERGING MARKETS - REUBS	Prinses Beatrixlaan 15 Den Haag	33384	0.01
418	BERESFORD FUNDS ICAV	Beresford Court Beresford Place	2219	0.00
419	AMUNDI MODERATE GROWTH FUND	50/F Champion Tower Three Garden Road Central Hong Kong	3922	0.00
420	SAN MATEO COUNTY EMPLOYEES RETIREMENT ASSOCIATION	Address 100 MARINE PKWY STE 125 REDWOOD CITY CA	106435	0.02
421	PRINCIPAL MPF ASIA PACIFIC (EX JAPAN) EQUITY FUND	50/F Champion Tower Three Garden Road Central	15141	0.00
422	INDEXED EMERGING MARKETS EQUITY FUND	750 PANDORA AVE VICTORIA BRITISH COLUMBIA	97795	0.02
423	ELECTRICAL CONTRACTORS ASSOCIATION AND LOCAL UNION 134 I.B.E.W. JOINT PENSION TRUST OF CHICAGO	221 North La Salle Street Suite 200 Chicago Illinois	24461	0.00
424	FIDUCIAN INDIA FUND	LEVEL 4 1 YORK STREET SYDNEY NEW SOUTH WALES	17847	0.00
425	WM POOL EQUITIES TRUST NO 74	105 153 MILLER STREET NORTH SYDNEY NEW SOUTH WALES	5840	0.00
426	FIDELITY SALEM STREET TRUST FIDELITY TOTAL INTERNATIONAL INDEX FUND	245 Summer Street Boston Massachusetts	87651	0.02
427	COMMONWEALTH GLOBAL SHARE FUND 30	11 Harbour Street Sydney New South Wales	7638	0.00
428	STICHTING PENSIOENFONDS METAAL EN TECHNIEK - REUBS	Treubstraat 1B Rijswijk	105700	0.02
429	FIDELITY SALEM STREET TRUST FIDELITY SAI EMERGING MARKETS INDEX FUND	245 Summer Street Boston Massachusetts	131958	0.03
430	NORTHERN TRUST EMERGING MARKETS CUSTOM ESG EQUITY INDEX UCITS FGR FUND	Vinoly 7th floor Claude Debussylaan 18A Amsterdam	194645	0.04
431	ASCENSION ALPHA FUND, LLC	101 S Hanley Road Suite 200 Clayton MO	1135	0.00
432	ANDRA AP-FONDEN	P O BOX 11155 OSTRAMANGATAN 26-28 GOTEBOG	278682	0.06
433	GENERAL ORGANIZATION FOR SOCIAL INSURANCE	PO BOX 2963 KING ABDULAZIZ ROAD RIYADH	348535	0.07

Sr. No.	Name of the FI	Address	Number of shares held	% of shares held
434	NORTHERN TRUST COLLECTIVE EMERGING MARKETS INDEX FUND - LENDING	50 S LaSalle Street Chicago Illinois	17127	0.00
435	NORTHERN TRUST COLLECTIVE ALL COUNTRY WORLD INDEX (ACWI) EX-US FUND - LENDING	50 S LaSalle Street Chicago Illinois	62055	0.01
436	QIC INTERNATIONAL EQUITIES FUND	Level 5 66 Eagle Street Brisbane	554	0.00
437	JOHN HANCOCK FUNDS II EMERGING MARKETS FUND	601 CONGRESS STREET BOSTON MA 02210 2805 USA	3370	0.00
438	PRINCIPAL ASIAN EQUITY FUND	Unit 1001 3 Central Plaza 18 Harbour Road Wanchai	90665	0.02
439	JOHN HANCOCK VARIABLE INSURANCE TRUST INTERNATIONAL EQUITY INDEX TRUST	601 CONGRESS STREET BOSTON MA 02210-2805	8559	0.00
440	AMANSA HOLDINGS PRIVATE LIMITED	250 NORTH BRIDGE ROAD 12-03 RAFFLES CITY TOWER	4629204	0.94
441	GOVERNMENT PENSION FUND GLOBAL	Bankplassen 2 P O Box 1179 Sentrum Oslo 0107	11264821	2.29
442	SATRIX EMERGING MARKETS EQUITY TRACKER FUND	Beech House Beech Hill Road	5030	0.00
443	WORLD EX U.S. CORE EQUITY PORTFOLIO OF DFA INVESTMENT DIMENSIONS GROUP INC.	6300 Bee Cave Road Building One Austin Texas 78746 USA	20047	0.00
444	GENERAL PENSION AND SOCIAL SECURITY AUTHORITY	28 17th Street P O Box 47000 Abu Dhabi	24408	0.00
445	KUWAIT INVESTMENT AUTHORITY FUND 142	Ministries Complex Building No 3 Floor No 2 PO Box no 64 safat	119439	0.02
446	KUWAIT INVESTMENT AUTHORITY FUND 141	Ministries Complex Building No 3 Floor No 2 PO Box no 64 safat	154644	0.03
447	THE NT EMERGING MARKETS CUSTOM ESG EQUITY INDEX FUND	Georges Court 54 - 62 Townsend Street	100604	0.02
448	DENDANA INVESTMENTS (MAURITIUS) LIMITED	3rd FLOOR STANDARD CHARTERED TOWER 19 CYBERCITY EBENE	342361	0.07
449	FIRST PRINCIPLES FUND ONE LP	251 Little Falls Drive New Castle County Wilmington Delaware	20705	0.00
450	STOREBRAND GLOBAL ALL COUNTRIES	VASAGATAN 10 STOCKHOLM	17034	0.00
451	QANTAS SUPERANNUATION PLAN	10 BOURKE ROAD MASCOT NSW	81890	0.02
452	SYDBANK A/S	PEBERLYK 4 AABENRAA	7075	0.00
453	VERDIPAPIRFONDET STOREBRAND INDEKS NYE MARKEDER	PROF KOHTS VEI 9 LYSAKER	10157	0.00
454	SPP EMERGING MARKETS PLUS	VASAGATAN 10 STOCKHOLM	86823	0.02
455	TCORPIM EMERGING MARKET SHARE FUND	LEVEL 22 GOVERNOR PHILLIP TOWER 1 FARRER PLACE SYDNEY NSW 2000	18301	0.00
456	UBS ASSET MANAGEMENT LIFE LTD	5 BROADGATE LONDON	21116	0.00
457	VANGUARD EMERGING MARKETS STOCK INDEX FUND, A SERIES OF VANGUARD INTERNATIONAL EQUITY INDEX FUNDS	100 VANGUARD BOULEVARD MALVERN PA	3364809	0.69
458	EMERGING MARKETS INDEX NON-LENDABLE FUND B	400 HOWARD STREET SAN FRANCISCO CA 94105	42897	0.01
459	MSCI EQUITY INDEX FUND B - INDIA	400 HOWARD STREET SAN FRANCISCO CA 94105	780811	0.16
460	EMERGING MARKETS INDEX NON-LENDABLE FUND	400 HOWARD STREET SAN FRANCISCO CA 94105	413492	0.08
461	THE MASTER TRUST BANK OF JAPAN, LTD. AS TRUSTEE FOR FEDERATION OF NATIONAL PUBLIC SERVICE PERSONNEL MUTUAL AID ASSOCIATIONS MTBJ400076151	44631 HAMAMATSUCHO 2-CHOME MINATO-KU	20534	0.00
462	EMERGING MARKETS EQUITY INDEX MASTER FUND	400 HOWARD STREET SAN FRANCISCO CA 94105	751613	0.15
463	EMERGING MARKETS EQUITY INDEX ESG SCREENED FUND B	400 HOWARD STREET SAN FRANCISCO CA 94105	7881	0.00
464	ROBECO CAPITAL GROWTH FUNDS	11-13 BOULEVARD DE LA FOIRE L 1528	142386	0.03
465	ABU DHABI PENSION FUND	Abu Dhabi Airport Road Behind Carrefour	173827	0.04
466	VANGUARD ESG INTERNATIONAL STOCK ETF	100 VANGUARD BOULEVARD MALVERN PENNSYLVANIA	39834	0.01

Sr. No.	Name of the FII	Address	Number of shares held	% of shares held
467	VANGUARD FIDUCIARY TRUST COMPANY INSTITUTIONAL TOTAL INTERNATIONAL STOCK MARKET INDEX TRUST	100 VANGUARD BOULEVARD MALVERN PENNSYLVANIA	176874	0.04
468	HANDELSBANKEN GLOBAL INDEX CRITERIA	Blasieholmstorg 12 Stockholm	29475	0.01
469	HANDELSBANKEN EMERGING MARKETS INDEX	Blasieholmstorg 12 Stockholm	32290	0.01
470	BLACKROCK CDN MSCI EMERGING MARKETS INDEX FUND	161 BAY STREET SUITE 2500 P O BOX 614 TORONTO ONTARIO	30254	0.01
471	SAS TRUSTEE CORPORATION POOLED FUND	LEVEL 16 83 CLARENCE STREET SYDNEY NSW	7402	0.00
472	BLACKROCK MSCI ACWI EX USA DIVERSIFIED FACTOR MIX FUND	400 HOWARD STREET SAN FRANCISCO CA	42223	0.01
473	COPTHALL MAURITIUS INVESTMENT LIMITED - NON ODI AG COUNT	C/O IQ EQ CORPORATE SERVICES (MAURITIUS) LTD 33 EDITH CAVELL STREET PORT LOUIS	777645	0.16
474	VANGUARD FIDUCIARY TRUST COMPANY INSTITUTIONAL TOTAL INTERNATIONAL STOCK MARKET INDEX TRUST II	100 VANGUARD BOULEVARD MALVERN PENNSYLVANIA	1446252	0.29
475	UNIVERSAL - INVESTMENT - GESELLSCHAFT MBH ON BEHALF OF FOVERUKA PENSION UNIVERSAL	Theodor-Heuss-Allee 70 Frankfurt am Main	5781	0.00
476	QUADRATURE CAPITAL VECTOR SP LIMITED	Suite #7 Grand Pavilion Commercial Centre 802 West Bay Road P.O. Box 10250 Grand Caym	9943	0.00
477	ISHARES EMERGING MARKET SCREENED EQUITY INDEX FUND (IE)	1ST FLOOR 2 BALLSBRIDGE PARK BALLSBRIDGE DUBLIN	15699	0.00
478	JNL EMERGING MARKETS INDEX FUND	1 Corporate Way Lansing Michigan	29406	0.01
479	MACQUARIE TRUE INDEX EMERGING MARKETS FUND	Level 6 50 Martin Place Sydney	16265	0.00
480	MACQUARIE MULTI-FACTOR FUND	Level 6 50 Martin Place Sydney Australia	5157	0.00
481	NATIONAL PENSION INSURANCE FUND-GLOBAL QUALITY EQUITY INDEXATION -LEGAL & GENERAL INVESTMENT MANAGEMENT LIMITED- EKT66	NO.6 10 FLOOR SECTION 1 ROOSEVELT RD ZHONGZHENG TAIPEI	3992	0.00
482	NATIONAL PENSION INSURANCE FUND-GLOBAL QUALITY EQUITY INDEXATION -GEODE CAPITAL MANAGEMENT, LLC-EKT67	NO.6 10 FLOOR SECTION 1 ROOSEVELT RD ZHONGZHENG TAIPEI	3825	0.00
483	NATIONAL PENSION INSURANCE FUND-GLOBAL MULTI-ASSET -FIL LIMITED-EXL75	NO.6 10 FLOOR SECTION 1 ROOSEVELT RD ZHONGZHENG TAIPEI	762	0.00
484	BUREAU OF LABOR FUNDS- LABOR INSURANCE FUND-GLOBAL QUALITY EQUITY INDEXATION - LEGAL & GENERAL INVESTMENT MANAGEMENT LIMITED-AHK44	NO.6 10 FLOOR SECTION 1 ROOSEVELT RD ZHONGZHENG TAIPEI	5987	0.00
485	BUREAU OF LABOR FUNDS- LABOR INSURANCE FUND-GLOBAL QUALITY EQUITY INDEXATION - GEODE CAPITAL MANAGEMENT, LLC-AHK45	NO.6 10 FLOOR SECTION 1 ROOSEVELT RD ZHONGZHENG TAIPEI	5220	0.00
486	BUREAU OF LABOR FUNDS- LABOR PENSION FUND-GLOBAL ACTIVE PASSIVE EQUITY- BLACKROCK INSTITUTIONAL TRUST COMPANY, N.A.-58848	NO.6 10 FLOOR SECTION 1 ROOSEVELT RD ZHONGZHENG TAIPEI	5907	0.00
487	BUREAU OF LABOR FUNDS- LABOR PENSION FUND-GLOBAL ACTIVE PASSIVE EQUITY-STATE STREET GLOBAL ADVISORS ASIA LIMITED-58849	NO.6 10 FLOOR SECTION 1 ROOSEVELT RD ZHONGZHENG TAIPEI	4600	0.00
488	BUREAU OF LABOR FUNDS- LABOR PENSION FUND-GLOBAL MINIMUM VOLATILITY EQUITY INDEXATION-BLACKROCK INSTITUTIONAL TRUST COMPANY, N.A.-20411	NO.6 10 FLOOR SECTION 1 ROOSEVELT RD ZHONGZHENG TAIPEI	5002	0.00
489	BUREAU OF LABOR FUNDS- LABOR PENSION FUND-GLOBAL MINIMUM VOLATILITY EQUITY INDEXATION-STATE STREET GLOBAL ADVISORS ASIA LIMITED-17744	NO.6 10 FLOOR SECTION 1 ROOSEVELT RD ZHONGZHENG TAIPEI	4549	0.00
490	BUREAU OF LABOR FUNDS- LABOR PENSION FUND-GLOBAL QUALITY EQUITY INDEXATION - LEGAL & GENERAL INVESTMENT MANAGEMENT LIMITED-AHK41	NO.6 10 FLOOR SECTION 1 ROOSEVELT RD ZHONGZHENG TAIPEI	21517	0.00
491	BUREAU OF LABOR FUNDS- LABOR PENSION FUND-GLOBAL QUALITY EQUITY INDEXATION - GEODE CAPITAL MANAGEMENT, LLC-AHK42	NO.6 10 FLOOR SECTION 1 ROOSEVELT RD ZHONGZHENG TAIPEI	19163	0.00

Sr. No.	Name of the FII	Address	Number of shares held	% of shares held
492	BUREAU OF LABOR FUNDS- LABOR PENSION FUND-GLOBAL M ULTI-ASSET-FIL LIMITED-EXL70	NO.6 10 FLOOR SECTION 1 ROOSEVELT RD ZHONGZHENG TAIPEI	5087	0.00
493	UBS FUND MANAGEMENT (SWITZERLAND) AG ON BEHALF OF UBS (CH) INSTITUTIONAL FUND - EQUITIES EMERGING MA RKETS GLOBAL ESG SCREENED PASSIVE II	AE01 Aeschenvorstadt 1 Basel Basel Stadt	12892	0.00
494	CUSTODY BANK OF JAPAN, LTD. AS TRUSTEE FR MIZUHO T RUST & BANKING CO., LTD./PENSION INVESTMENT FUND T RUST NUMBER 31	8 12 HARUMI 1 CHOME CHUO KU TOKYO	3638	0.00
495	GOLDMAN SACHS (SINGAPORE) PTE	1 RAFFLES LINKS 07 01	8	0.00
496	UBS FUND MANAGEMENT (SWITZERLAND) AG ON BEHALF OF UBS (CH) INSTITUTIONAL FUND - EQUITIES EMERGING MA RKETS GLOBAL PASSIVE II	AESCHENPLATZ 6	144406	0.03
497	UBS FUND MANAGEMENT (SWITZERLAND) AG ON BEHALF OF SIHL INSTITUTIONAL FUND - AKTIEN EMERGING MARKETS	AESCHENPLATZ 6	23606	0.00
498	GOLDMAN SACHS INVESTMENTS (MAURITIUS) I LTD	LEVEL 3 ALEXANDER HOUSE 35 CYBERCITY EBENE	268	0.00
499	BARCLAYS MERCHANT BANK (SINGAPORE) LTD.	10 MARINA BOULEVARD 2401 MARINA BAY FINANCIAL CENTRE TOWER 2	330	0.00
500	UBS (LUX) INSTITUTIONAL SICAV - EMERGING MARKETS E QUITY PASSIVE	33 A Avenue J F Kennedy	11829	0.00
501	WISDOMTREE INDIA EX-STATE-OWNED ENTERPRISES FUND	245 PARK AVENUE 35TH FLOOR NEW YORK N Y 10167	2023	0.00
502	GAM INVESTMENT MANAGEMENT (SWITZERLAND) AG FOR ZUR ICH INVESTINSTITUTIONAL FUNDS - ZIF AKTIEN EMERGIN G MARKETS PASSIV	HARDSTRASSE 201 CH 8037 ZURICH SWITZERLAND	24063	0.00
503	JAPAN POLICE PERSONNEL MUTUAL AID ASSOCIATION 1846 5-7011	SANBAN-CHO 6-8 CHIYODA-KU TOKYO JAPAN	12653	0.00
504	JAPAN POLICE PERSONNEL MUTUAL AID ASSOCIATION 1846 5-7012	SANBAN-CHO 6-8 CHIYODA-KU TOKYO JAPAN	10312	0.00
505	ISHARES MSCI EM UCITS ETF USD (ACC)	JP MORGAN HOUSE IFSC DUBLIN 1	67083	0.01
506	ISHARES MSCI EM UCITS ETF USD (DIST)	JP MORGAN HOUSE IFSC DUBLIN 1	133009	0.03
507	ISHARES MSCI EM ASIA UCITS ETF	JP MORGAN HOUSE IFSC DUBLIN 1	100451	0.02
508	ISHARES CORE MSCI EM IMI UCITS ETF	JP MORGAN HOUSE IFSC DUBLIN 1	490281	0.10
509	GAM MULTISTOCK - EMERGING MARKETS EQUITY	25 GRAND-RUE LUXEMBOURG	121000	0.02
510	TOTAL INTERNATIONAL EX U.S INDEX MASTER PORTFOLIO OF MASTER INVESTMENT PORTFOLIO	400 HOWARD STREET SAN FRANCISCO CA 94105	20946	0.00
511	ISHARES MSCI ACWI EX U.S. ETF	400 HOWARD STREET SAN FRANCISCO CA 94105	39985	0.01
512	ISHARES MSCI EMERGING MARKETS MULTIFACTOR ETF	400 HOWARD STREET SAN FRANCISCO CA 94105	16923	0.00
513	ISHARES MSCI ACWI ETF	400 HOWARD STREET SAN FRANCISCO CA 94105	50179	0.01
514	ISHARES IV PUBLIC LIMITED COMPANY- ISHARES MSCI IN DIA UCITS ETF	JP MORGAN 200 CAPITAL DOCK 79 SIR JOHN ROGERSONS QUAY DUBLIN	385730	0.08
515	BRIGHTHOUSE FUNDS TRUST II - BAILLIE GIFFORD INTER NATIONAL STOCK PORTFOLIO	ONE FINANCIAL CENTER BOSTON MA	858375	0.17
516	ISHARES IV PUBLIC LIMITED COMPANY- ISHARES MSCI EM IMI ESG SCREENED UCITS ETF	JP MORGAN 200 CAPITAL DOCK 79 SIR JOHN ROGERSONS QUAY DUBLIN	74242	0.02
517	STATE OF ALASKA RETIREMENT AND BENEFITS PLANS MANA GED BY BAILLIE GIFFORD OVERSEAS LIMITED	DEPARTMENT OF REVENUE P O BOX 110405 JUNEAU AK	148332	0.03
518	MONETARY AUTHORITY OF SINGAPORE ACCOUNT 7	10 SHENTON WAY MAS BUILDING SINGAPORE	20750	0.00
519	CUSTODY BANK OF JAPAN, LTD. AS TRUSTEE FOR SMTB EM ERGING EQUITY INDEX MOTHER FUND	8-11 HARUMI 1 CHOME CHUO-KU TOKYO	4217	0.00

Sr. No.	Name of the FII	Address	Number of shares held	% of shares held
520	ISHARES IV PUBLIC LIMITED COMPANY - ISHARES MSCI EM ESG ENHANCED UCITS ETF	JP MORGAN 200 CAPITAL DOCK 79 SIR JOHN ROGERSONS QUAY	33343	0.01
521	MASTER TRUST FOR CERTAIN TAX QUALIFIED BECHTEL RETIREMENT PLANS - BAILLIE GIFFORD OVERSEAS LIMITED	50 BEALE STREET SAN FRANCISCO CA	12272	0.00
522	ABERDEEN STANDARD OEIC IV - ASI ASIA PACIFIC EX - JAPAN EQUITY TRACKER FUND	BOW BELLS HOUSE 1 BREAD STREET LONDON	26699	0.01
523	FIRST SENTIER INVESTORS ICVC - FSSA GLOBAL EMERGING MARKETS FOCUS FUND	FINSBURY CIRCUS HOUSE 15 FINSBURY CIRCUS LONDON	200172	0.04
524	EMERGING MARKETS CORE EQUITY FUND OF DIMENSIONAL FUNDS ICVC	20 Triton Street Regents Place London NW1 3BF U K	29206	0.01
525	JOHN HANCOCK MULTIFACTOR EMERGING MARKETS ETF	601 CONGRESS STREET BOSTON MA 02110	28135	0.01
526	FRANKLIN LIBERTYSHARES ICAV - FRANKLIN FTSE INDIA UCITS ETF	70 SIR JOHN ROGERSON'S QUAY DUBLIN	52220	0.01
527	GOLDMAN SACHS ACTIVEBETA(R) EMERGING MARKETS EQUITY UCITS ETF	70 SIR JOHN ROGERSON'S QUAY	526	0.00
528	AMERICAN CENTURY ETF TRUST-AVANTIS EMERGING MARKETS EQUITY ETF	4500 MAIN STREET KANSAS CITY MISSOURI	58978	0.01
529	GOLDMAN SACHS ETF TRUST - GOLDMAN SACHS MARKETBETA EMERGING MARKETS EQUITY ETF	200 WEST STREET NEW YORK NY	897	0.00
530	AMERICAN CENTURY ETF TRUST - AVANTIS EMERGING MARKETS EQUITY FUND	4500 MAIN STREET KANSAS CITY MISSOURI	7483	0.00
531	SUNAMERICA SERIES TRUST - SA EMERGING MARKETS EQUITY INDEX PORTFOLIO	21650 OXNARD STREET 10TH FLOOR WOODLAND HILLS CALIFORNIA	2658	0.00
532	CENTRAL PROVIDENT FUND BOARD MANAGED BY BLACKROCK (SINGAPORE) LIMITED	238B THOMSON ROAD 08-00 TOWER B NOVENA SQUARE SINGAPORE	1264	0.00
533	STATE STREET GLOBAL ADVISORS, AUSTRALIA SERVICES LIMITED AS THE RESPONSIBLE ENTITY OF SPDR S&P EMERGING MARKETS FUND	LEVEL 15 420 GEORGE STREET SYDNEY NSW	760	0.00
534	MANULIFE MULTIFACTOR EMERGING MARKETS INDEX ETF	200 BLOOR STREET EAST NORTH TOWER TORONTO ONTARIO	9988	0.00
535	KAPITALFORENINGEN EMD INVEST, EMERGING MARKETS INDEX EKS	1 KALVEBOD BRYGGE COPENHAGEN V COPENHAGEN V	11262	0.00
536	BNY MELLON EMERGING MARKETS EQUITY ETF	240 GREENWICH STREET NEW YORK NY	2627	0.00
537	STATE STREET ICAV - STATE STREET EMERGING MARKETS ESG SCREENED INDEX EQUITY FUND	78 SIR JOHN ROGERSONS QUAY DUBLIN NA	3164	0.00
538	CIBC EMERGING MARKETS EQUITY INDEX ETF	22ND FLOOR 161 BAY STREET TORONTO ONTARIO	1829	0.00
539	IMCO EMERGING MARKETS PUBLIC EQUITY LP - NORTHERN TRUST INVESTMENTS, INC. (INDEX)	SUITE 2400 16 YORK STREET TORONTO ONTARIO	17034	0.00
540	COUNSEL DEFENSIVE GLOBAL EQUITY	SUITE 300 5015 SPECTRUM WAY MISSISSAUGA ONTARIO	991	0.00
541	VIRGINIA TECH FOUNDATION, INC. - BLACKROCK FINANCIAL MANAGEMENT, INC	902 PRICES FORK ROAD BLACKSBURG VIRGINIA	1625	0.00
542	KAPITALFORENINGEN INVESTIN PRO, VELLIV EMERGING MARKETS EQUITY INDEX	C/O NYKREDIT PORTEFOELJE ADMINISTRATION A/S KALVEBOD BRYGGE 1 COPENHAGEN V NA	23855	0.00
543	AMERICAN CENTURY ETF TRUST-AVANTIS RESPONSIBLE EMERGING MARKETS EQUITY ETF	4500 MAIN STREET KANSAS CITY MISSOURI	2613	0.00
544	EASTSPRING INVESTMENTS - GLOBAL LOW VOLATILITY EQUITY FUND	26 BOULEVARD ROYAL	27375	0.01
545	CARMIGNAC PORTFOLIO	5 ALLEE SCHEFFER LUXEMBOURG	801472	0.16
546	AMP CAPITAL FUNDS MANAGEMENT LIMITED AS RESPONSIBLE ENTITY FOR THE FUTURE DIRECTIONS EMERGING MARKETS SHARE FUND-SCHRODER INVESTMENT MANAGEMENT AUSTRIA	33 ALFRED STREET SYDNEY NSW 2000	9432	0.00
547	BNP PARIBAS ARBITRAGE	160 162 BD MACDONALD PARIS	691616	0.14

Sr. No.	Name of the FII	Address	Number of shares held	% of shares held
548	AMP CAPITAL FUNDS MANAGEMENT LIMITED AS TRUSTEE FOR THE AMP EMERGING MARKETS INDEX FUND	33 ALFRED STREET SYDNEY	19268	0.00
549	BAYVKA2 FONDS	THEODOR-HEUSS-ALLEE 70 FRANKFURT AM MAIN	56503	0.01
550	HELABA INVEST KAPITALANLAGEGESELLSCHAFT MBH FOR HI-KABL-FONDS	JUNGHOFSTRASSE 24 FRANKFURT AM MAIN	35798	0.01
551	CARMIGNAC EMERGENTS	24 PLACE VENDOME PARIS	1798313	0.37
552	STICHTING JURIDISCH EIGENAAR ACTIAM BELEGGENSFONDSEN - ON BEHALF OF ACTIAM DUURZAAM INDEX AANDELENFONDSEN OPKOMENDE LANDEN	GRAADT VAN ROGGENWEG 250 3531 AH UTRECHT UTRECHT	12330	0.00
553	FP CARMIGNAC EMERGING MARKETS	52-54 GRACECHURCH STREET LONDON	49313	0.01
554	FP CARMIGNAC EMERGING PATRIMOINE	52-54 GRACECHURCH STREET LONDON	9581	0.00
555	BNP PARIBAS ARBITRAGE - ODI	1 RUE LAFFITTE PARIS	863497	0.18
556	BUSS (QUEENSLAND) PTY LTD AS TRUSTEE FOR BUSS (QUEENSLAND) POOLED SUPERANNUATION TRUST	299 CORONATION DRIVE MILTON QLD	15879	0.00
557	DOVETAIL FUND PCC - MARCELLUS INDIA FUND	4th floor 19 Bank Street Cybercity Ebene	10494	0.00
558	N.M. SUPERANNUATION PROPRIETARY LIMITED AS TRUSTEE FOR AMP SUPER FUND	33 Alfred Street Sydney NSW	11456	0.00
559	KIWI INVESTMENT MANAGEMENT SCREENED GLOBAL EQUITY INDEX FUND	BNP PARIBAS HOUSE 1 NORTH AVENUE, MAKER MAXITY BANDRA KURLA COMPLEX, BANDRA EAST MUMBAI	1115	0.00
560	FIDELITY GLOBAL INVESTMENT FUND-ASIA PACIFIC EQUITY FUND	LEVEL 21 TWO PACIFIC PLACE 88 QUEENSWAY ADMIRALTY	872197	0.18
561	HORIZON ACCESS INDIA FUND	HAVENLAAN 2 1080 BRUSSELS HAVENLAAN 2 BRUSSELS	9854	0.00
562	FIRST STATE INDIAN SUBCONTINENT FUND	ARTHUR COX BUILDING EARLSFORT TERRACE DUBLIN	340052	0.07
563	CUSTODY BANK OF JAPAN, LTD. STB DAIWA INDO KABU MOTOTHER FUND	8-11 HARUMI 1-CHOME CHUO-KU TOKYO	43500	0.01
564	FIDELITY KOREA - INDIA EQUITY INVESTMENT TRUST - MOTHER	HSBC BUILDING 37 CHILPAE-RO JUNG-GU SEOUL KOREA	97396	0.02
565	CUSTODY BANK OF JAPAN, LTD. STB DAIWA INDIA STOCK ACTIVE MOTHER FUND	8-11 HARUMI 1-CHOME CHUO-KU TOKYO	182500	0.04
566	VERM - A, L.P.	C/O VERITABLE LP 6022 WEST CHESTER PIKE NEWTON SQUARE	167796	0.03
567	Q INDIA EQUITY FUND LIMITED	118 ST JEAN ROAD CORNER OF AVENUE DES AZALEES AND ROYAL ROAD ST JEAN QUATRE BORNES	32186	0.01
568	CUSTODY BANK OF JAPAN, LTD. AS TRUSTEE FOR EMERGING EQUITY PASSIVE MOTHER FUND	8-12 HARUMI 1 CHOME CHUO-KU TOKYO	23926	0.00
569	GRD 21	90 BOULEVARD PASTEUR PARIS	4713	0.00
570	THE MASTER TRUST BANK OF JAPAN, LTD. AS TRUSTEE OF MUAM EMERGING EQUITY INDEX MOTHER FUND	2-11-3 HAMAMATSUCHO MINATO-KU TOKYO 105-8579	111710	0.02
571	HSBC POOLED INVESTMENT FUND - HSBC POOLED ASIA PACIFIC EX JAPAN EQUITY INDEX TRACKING FUND	HSBC MAIN BUILDING 1 QUEENS ROAD CENTRAL HONG KONG	44947	0.01
572	CUSTODY BANK OF JAPAN, LTD. STB SUMISHIN SHINKOUKOKUKABUSHIKI INDEX MOTHER FUND	8-11 HARUMI 1 CHOME CHUO-KU TOKYO	33631	0.01
573	NOMURA SINGAPORE LIMITED	10 MARINA BOULEVARD MARINA BAY FINANCIAL CENTRE TOWER 2 36 01	69598	0.01
574	SUMITOMO MITSUI TRUST BANK, LIMITED (AS TRUSTEE FOR SUMITOMO MITSUI TRUST PENSION COMMINGLED FUND E06 J00961-0061)	4-1 MARUNOUCHI 1-CHOME CHIYODA-KU TOKYO JAPAN	9718	0.00
575	CUSTODY BANK OF JAPAN, LTD. STB EM ASIA EQUITY INDEX MOTHER FUND	8-11 HARUMI 1 CHOME CHUO-KU TOKYO	537	0.00
576	SEB FUND 3 - SEB GLOBAL EXPOSURE FUND	4 RUE PETERNELCHEN HOWALD LUXEMBOURG L-2370	42104	0.01

Sr. No.	Name of the FII	Address	Number of shares held	% of shares held
577	ISHARES CORE MSCI EMERGING MARKETS IMI INDEX ETF	CITIBANK N.A. CUSTODY SERVICES FIFC- 9TH FLOOR, G BLOCK PLOT C-54 AND C-55, BKC BANDRA - EAST, MUMBAI	21945	0.00
578	BMO MSCI ALL COUNTRY WORLD HIGH QUALITY INDEX ETF	CITIBANK N.A. CUSTODY SERVICES FIFC- 9TH FLOOR, G BLOCK PLOT C-54 AND C-55, BKC BANDRA - EAST, MUMBAI	3050	0.00
579	PACS: GEM SMART BETA EQUITY PORTFOLIO - ASGSBF	CITIBANK N.A. CUSTODY SERVICES FIFC- 9TH FLOOR, G BLOCK PLOT C-54 AND C-55, BKC BANDRA - EAST, MUMBAI	16339	0.00
580	NINETY ONE GLOBAL STRATEGY FUND - EMERGING MARKETS SUSTAINABLE EQUITY FUND	CITIBANK N.A. CUSTODY SERVICES FIFC- 9TH FLOOR, G BLOCK PLOT C-54 AND C-55, BKC BANDRA - EAST, MUMBAI	33748	0.01
581	GEORGETOWN EMERGING MARKETS FUND SPC, LTD. - KOSMO S FUND SP	CITIBANK N.A. CUSTODY SERVICES FIFC- 9TH FLOOR, G BLOCK PLOT C-54 AND C-55, BKC BANDRA - EAST, MUMBAI	5683	0.00
582	CUSTODY BANK OF JAPAN,LTD AS TRUSTEE FOR ORGANIZAT ION FOR SMALL & MEDIUM ENTERPRISES AND REGIONAL IN NOVATION, JAPAN	8-12 HARUMI 1-CHOME CHUO-KU TOKYO	9381	0.00
583	ABS DIRECT EQUITY FUND LLC - INDIA SERIES 1	1209 ORANGE ST WILMINGTON DE 19801	46065	0.01
584	ZURICH LIFE UMBRELLA FUND - VERMOGEN ALLGEMEIN AKT IEN PLUS	UETLIBERGSTRASSE 231 ZURICH	3509	0.00
585	ZURICH NON- LIFE UMBRELLA FUND - VERMOGEN GI ZCH A KT IEN PLUS	UETLIBERGSTRASSE 231 ZURICH	2147	0.00
586	ZURICH NON - LIFE UMBRELLA FUND - VERMOGEN GCIE AK TIEN PLUS	UETLIBERGSTRASSE 231 ZURICH	2030	0.00
587	COMGEST GROWTH PLC - COMGEST GROWTH INDIA	SIXTH FLOOR 2 GRAND CANAL SQUARE DUBLIN 2	66098	0.01
588	EDELWEISS UCITS FUNDS ICAY - EDELWEISS INDIA ALTER NATIVE EQUITY FUND	5 GEORGES DOCK IFSC DUBLIN 1	24992	0.01
589	DFA INTERNATIONAL VECTOR EQUITY FUND	SUITE 1520 - 1500 WEST GEORGIA STREET VANCOUVER BRITISH COLUMBIA	5854	0.00
590	DFA INTERNATIONAL CORE EQUITY FUND	SUITE 1520 - 1500 WEST GEORGIA STREET VANCOUVER BRITISH COLUMBIA	10386	0.00
591	GOLDMAN SACHS (SINGAPORE) PTE. - ODI	1 RAFFLES LINKS 07 01	3655	0.00
592	DURO INDIA OPPORTUNITIES FUND PTE. LTD.	16 Raffles Quay 27-01 C/D Hong Leong Building	30986	0.01
593	JSS INVESTMENTFONDS - JSS SUSTAINABLE EQUITY - SYS TEMATIC EMERGING MARKETS	41579 Boulevard de la Foire Luxembourg Grand Duchy of Luxembourg	11600	0.00
594	DFA GLOBAL SUSTAINABILITY CORE EQUITY FUND	Suite 2110 745 Thurlow Street Vancouver British Columbia	515	0.00
595	SPDR MSCI EMERGING MARKETS FOSSIL FUEL RESERVES FR EE ETF	ONE LICOLN STREET BOSTON MASSACHUSETTS	2034	0.00
596	SPDR MSCI EMERGING MARKETS STRATEGICFACTORS ETF	ONE LINCOLN STREET BOSTON MA	3174	0.00
597	SPDR S AND P EMERGING ASIA PACIFIC ETF	STATE STREET FINANCIAL CENTER ONE LINCOLN STREET BOSTON MA	2074	0.00
598	SPDR PORTFOLIO EMERGING MARKETS ETF	STATE STREET FINANCIAL CENTER ONE LINCOLN STREET BOSTON MA	205332	0.04
599	STATE STREET DAILY MSCI EMERGING MARKETS INDEX NON - LENDING FUND	ONE LINCOLN STREET BOSTON MA	781025	0.16
600	ST. JAMES'S PLACE ASIA PACIFIC UNIT TRUST MANAGED BY FIRST STATE INVESTMENTS (HONG KONG) LIMITED	THE BANK OF NEW YORK MELLON CENTRE 160 QUEEN VICTORIA LONDON	1962439	0.40
601	ST. JAMES'S PLACE STRATEGIC MANAGED UNIT TRUST MAN AGED BY THREADNEEDLE ASSET MANAGEMENT LIMITED	135 BISHOPSGATE LONDON	6102	0.00
602	STATE STREET MSCI ACWI EX USA IMI SCREENED NON-LEN DING COMMON TRUST FUND	ONE LINCOLN STREET BOSTON MA	8055	0.00
603	STATE STREET MSCI INDIA INDEX NON-LENDING COMMON T RUST FUND	ONE LINCOLN STREET BOSTON MA	500042	0.10

Sr. No.	Name of the FI	Address	Number of shares held	% of shares held
604	WASHINGTON STATE INVESTMENT BOARD MANAGED BY STATE STREET GLOBAL ADVISORS GUARANTEED EDUCATION TUITION- GET	2100 EVERGREEN PARK DRIVE SW OLYMPIA WASHINGTON	2011	0.00
605	TEACHER RETIREMENT SYSTEM OF TEXAS - INTERNATIONAL ACTIVE STRATEGY B	1000 RED RIVER STREET AUSTIN TEXAS	64556	0.01
606	FEDERATED HERMES GLOBAL ALLOCATION FUND	4000 ERICSSON DRIVE WARRENDALEPA	3995	0.00
607	SHILVY ADRIANA EDDY WIJAYA	Jl Menteng Raya No 52 Rt 001 Rw007 Kebon Sirih 0391- Jakarta Pusat 0300-Dki Jaya	36	0.00
TOTAL			112205694	22.85